

Motul Hungarian Round, 1-3 May 2026
Results Tissot Superpole

No.	Rider	Nat	Team	Bike	Class	Time	Gap	Rel.	Laps	Speed	
										Avg	Max
1	75 A. ARENAS	ESP	AS BLU CRU Racing Team	Yamaha YZF-R9		1'42.050			16	143,753	242,2
2	61 C. ONCU	TUR	Pata Yamaha Ten Kate Racing	Yamaha YZF-R9		1'42.255	0.205	0.205	17	143,465	241,1
3	11 M. FERRARI	ITA	WRP Racing	Ducati Panigale V2		1'42.354	0.304	0.099	17	143,326	248,3
4	43 S. JESPERSEN	DEN	EAB Racing Team	Ducati Panigale V2		1'42.359	0.309	0.005	16	143,319	240,0
5	7 F. FARIOLI	ITA	VFT Racing Yamaha	Yamaha YZF-R9		1'42.557	0.507	0.198	15	143,042	240,0
6	53 V. DEBISE	FRA	EASTROC ZXMTOTO Evan Bros Factory	ZXMTOTO 820RR		1'42.568	0.518	0.011	15	143,027	242,7
7	37 R. GARCIA	ESP	GMT94 Yamaha	Yamaha YZF-R9		1'42.601	0.551	0.033	15	142,981	245,5
8	52 J. ALCOBA	ESP	Kawasaki WorldSSP Team	Kawasaki ZX-6R 636		1'42.623	0.573	0.022	15	142,950	247,7
9	64 F. CARICASULO	ITA	EASTROC ZXMTOTO Evan Bros Factory	ZXMTOTO 820RR		1'42.713	0.663	0.090	14	142,825	242,7
10	65 P. OETTL	GER	Feel Racing WorldSSP Team	Ducati Panigale V2		1'42.754	0.704	0.041	16	142,768	245,5
11	16 A. ZACCONE	ITA	Ecosantagata Althea Racing Team	Ducati Panigale V2		1'42.757	0.707	0.003	16	142,764	243,2
12	70 J. WHATLEY	GBR	Orelac Racing Verdnatura	Ducati Panigale V2		1'42.766	0.716	0.009	18	142,751	243,2
13	32 O. BAYLISS	AUS	PTR Triumph Factory Racing	Triumph Street Triple 765 RS		1'43.035	0.985	0.269	12	142,379	243,8
14	57 A. MAHENDRA	INA	AS BLU CRU Racing Team	Yamaha YZF-R9		1'43.055	1.005	0.020	12	142,351	238,4
15	94 L. MAHIAS	FRA	GMT94 Yamaha	Yamaha YZF-R9		1'43.106	1.056	0.051	13	142,281	239,5
16	40 M. CASADEI	ITA	D34G WorldSSP Racing Team	Ducati Panigale V2		1'43.138	1.088	0.032	11	142,237	241,1
17	50 O. VOSTATEK	CZE	Compos Racing Team	Triumph Street Triple 765 RS		1'43.157	1.107	0.019	17	142,210	243,8
18	6 C. PEROLARI	FRA	Honda Racing World Supersport	Honda CBR600RR	*	1'43.287	1.237	0.130	16	142,031	241,1
19	77 D. AEGERTER	SUI	Kawasaki WorldSSP Team	Kawasaki ZX-6R 636		1'43.337	1.287	0.050	17	141,963	244,9
20	3 R. DE ROSA	ITA	QJMOTOR Factory Racing	QJMOTOR SRK 800 RS	*	1'43.337	1.287	0.000	17	141,963	241,6
21	91 B. JIMENEZ	ESP	WRP Racing	Ducati Panigale V2		1'43.552	1.502	0.215	16	141,668	246,6
22	10 L. TACCINI	ITA	Ecosantagata Althea Racing Team	Ducati Panigale V2		1'43.578	1.528	0.026	14	141,632	246,0
23	24 M. RAMIREZ	ESP	QJMOTOR Factory Racing	QJMOTOR SRK 800 RS	*	1'43.596	1.546	0.018	13	141,608	246,0
24	20 X. CARDELUS	AND	Cerba Yamaha Racing Team	Yamaha YZF-R9		1'43.741	1.691	0.145	13	141,410	240,0
25	69 T. BOOTH-AMOS	GBR	PTR Triumph Factory Racing	Triumph Street Triple 765 RS		1'43.776	1.726	0.035	15	141,362	243,8
26	5 J. MASIA	ESP	Orelac Racing Verdnatura	Ducati Panigale V2		1'43.790	1.740	0.014	1	141,343	241,6
27	25 O. KONIG	CZE	Compos Racing Team	Triumph Street Triple 765 RS		1'44.082	2.032	0.292	16	140,947	240,5
28	31 Y. OKAMOTO	JPN	Pata Yamaha Ten Kate Racing	Yamaha YZF-R9		1'44.372	2.322	0.290	18	140,555	242,2
29	88 A. GIOMBINI	ITA	Motozoo by Madforce Dubai	MV Agusta F3 800 RR		1'44.519	2.469	0.147	16	140,357	241,6
30	19 A. KOFLER	AUT	Motorsport Kofler	Yamaha YZF-R9	*	1'44.800	2.750	0.281	16	139,981	240,0
31	54 R. ROSSI	ITA	Renzi Corse	Ducati Panigale V2		1'44.836	2.786	0.036	12	139,933	241,6
32	22 A. CARRASCO	ESP	Honda Racing World Supersport	Honda CBR600RR	*	1'45.349	3.299	0.513	17	139,251	240,0
33	73 J. CRETARD	ITA	Flembo by Racing Development	MV Agusta F3 800 RR		1'46.655	4.605	1.306	12	137,546	241,1

Qualifying Lap Time (105% of 1'42.050): 1'47.153

* WorldSSP Challenge

AIR	Humidity:	30%	Temp:	20°C
TRACK	Condition:	Dry	Temp:	37°C

Records	Pole	[SP]	2025 B.Bendsneyder	1'42.799	142,710	Km/h
	Race	[RC2]	2025 S.Manzi	1'43.296	142,020	Km/h
	All Times	[SP]	2025 B.Bendsneyder	1'42.799	142,710	Km/h

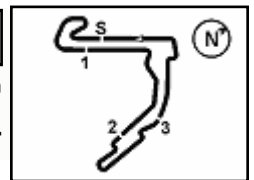
01/05/2026 Start 16:00 End 16:43

The results are provisional until the end of the time limit for protests and appeals and the completion of the technical checks.

Clerk Of The Course: **Kocsik Tamás**
Publication Time: **16:46**

These data/results cannot be reproduced, stored and/or transmitted in whole or in part by any manner of electronic, mechanical, photocopying, recording, broadcasting or otherwise now known or herein after developed without the previous express consent by the copyright owner, except for reproduction in daily press and regular printed publications on sale to the public within 60 days of the event related to those data/results and always provided that copyright symbol appears together as follows below.

© DORNA WSBK ORGANIZATION Srl 2026



Motul Hungarian Round, 1-3 May 2026
Results Tissot Superpole

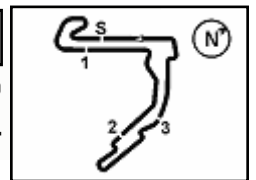
Session Highlights

Local Time	No. Rider	Description
16.00.00		Start of Session
16.01.09	32 O. BAYLISS	#32 Current Lap Time Cancelled - Exceeded Track Limits - Turn 9
16.01.10	10 L. TACCINI	#10 Current Lap Time Cancelled - Exceeded Track Limits - Turn 9
16.01.13	20 X. CARDELUS	#20 Current Lap Time Cancelled - Exceeded Track Limits - Turn 9
16.01.15	54 R. ROSSI	#54 Current Lap Time Cancelled - Exceeded Track Limits - Turn 9
16.01.30	91 B. JIMENEZ	#91 Current Lap Time Cancelled - Exceeded Track Limits - Turn 9
16.01.50	50 O. VOSTATEK	#50 Current Lap Time Cancelled - Exceeded Track Limits - Turn 9
16.01.51	25 O. KONIG	#25 Current Lap Time Cancelled - Exceeded Track Limits - Turn 9
16.01.53	32 O. BAYLISS	#32 Lap Time Cancelled (First Lap) - Exceeded Track Limits - Turn 9
16.01.59	10 L. TACCINI	#10 Lap Time Cancelled (First Lap) - Exceeded Track Limits - Turn 9
16.02.00	20 X. CARDELUS	#20 Lap Time Cancelled (First Lap) - Exceeded Track Limits - Turn 9
16.02.02	54 R. ROSSI	#54 Lap Time Cancelled (First Lap) - Exceeded Track Limits - Turn 9
16.02.15	91 B. JIMENEZ	#91 Lap Time Cancelled (First Lap) - Exceeded Track Limits - Turn 9
16.02.29	7 F. FARIOLI	#7 Current Lap Time Cancelled - Exceeded Track Limits - Turn 15
16.02.31	75 A. ARENAS	#75 Current Lap Time Cancelled - Exceeded Track Limits - Turn 15
16.02.32	69 T. BOOTH-AMOS	#69 Current Lap Time Cancelled - Exceeded Track Limits - Turn 15
16.02.33	16 A. ZACCONE	#16 Current Lap Time Cancelled - Exceeded Track Limits - Turn 15
16.02.34	50 O. VOSTATEK	#50 Lap Time Cancelled (First Lap) - Exceeded Track Limits - Turn 9
16.02.36	25 O. KONIG	#25 Lap Time Cancelled (First Lap) - Exceeded Track Limits - Turn 9
16.02.39	7 F. FARIOLI	#7 Lap Time Cancelled (First Lap) - Exceeded Track Limits - Turn 15
16.02.41	75 A. ARENAS	#75 Lap Time Cancelled (First Lap) - Exceeded Track Limits - Turn 15
16.02.41	69 T. BOOTH-AMOS	#69 Lap Time Cancelled (First Lap) - Exceeded Track Limits - Turn 15
16.02.43	16 A. ZACCONE	#16 Lap Time Cancelled (First Lap) - Exceeded Track Limits - Turn 15
16.02.59	20 X. CARDELUS	#20 Current Lap Time Cancelled - Exceeded Track Limits - Turn 9
16.03.00	31 Y. OKAMOTO	#31 Current Lap Time Cancelled - Exceeded Track Limits - Turn 9
16.03.02	54 R. ROSSI	#54 Current Lap Time Cancelled - Exceeded Track Limits - Turn 9
16.03.08	19 A. KOFLER	#19 Current Lap Time Cancelled - Exceeded Track Limits - Turn 9
16.03.35	25 O. KONIG	#25 Current Lap Time Cancelled - Exceeded Track Limits - Turn 9
16.03.43	20 X. CARDELUS	#20 Lap Time Cancelled [1'43.804] - Exceeded Track Limits - Turn 9
16.03.44	69 T. BOOTH-AMOS	#69 Current Lap Time Cancelled - Exceeded Track Limits - Turn 9
16.03.48	54 R. ROSSI	#54 Lap Time Cancelled [1'46.037] - Exceeded Track Limits - Turn 9
16.03.49	31 Y. OKAMOTO	#31 Lap Time Cancelled [1'49.998] - Exceeded Track Limits - Turn 9
16.03.55	19 A. KOFLER	#19 Lap Time Cancelled [1'50.209] - Exceeded Track Limits - Turn 9
16.04.25	25 O. KONIG	#25 Lap Time Cancelled [1'49.590] - Exceeded Track Limits - Turn 9
16.04.29	69 T. BOOTH-AMOS	#69 Lap Time Cancelled [1'47.538] - Exceeded Track Limits - Turn 9
16.05.12	32 O. BAYLISS	#32 Current Lap Time Cancelled - Exceeded Track Limits - Turn 15
16.05.14		Yellow Flag Out - Turn 15-16
16.05.16		Yellow Flag Out - Turn 17
16.05.17		Yellow Flag Out - Turn 15-16
16.05.19		Double Yellow Flag Out - Turn 17
16.05.20		Yellow Flag Out - Turn 15-16
16.05.23	32 O. BAYLISS	#32 Crashed - Turn 16
16.05.23		Yellow Flag Out - Turn 15-16
16.05.26		Yellow Flag Out - Turn 9
16.05.29		Yellow Flag Out - Turn 15-16
16.05.32	52 J. ALCOBA	#52 Current Lap Time Cancelled - Exceeded Track Limits - Turn 12
16.05.33	52 J. ALCOBA	#52 Current Lap Time Cancelled - Exceeded Track Limits - Turn 4
16.05.40		Yellow Flag In - Turn 17
16.05.40		Riders Under Yellow Flag at Turn 17: #10 #20 #70 #77 #88 #24 #6 #54 #31 #22 #3 #19 #11 #73 #91
16.05.40		Yellow Flag In - Turn 15-16
16.05.40		Riders Under Yellow Flag at Turn 15-16: #77 #88 #24 #6 #54 #31 #22 #3 #19 #11 #73 #91 #32
16.05.45	5 J. MASIA	#5 Crashed - Turn 8
16.06.00	52 J. ALCOBA	#52 Lap Time Cancelled [1'48.559] - Exceeded Track Limits - Turn 9
16.06.48		Yellow Flag Out - Turn 9
16.06.58		Yellow Flag In - Turn 9

01/05/2026 Start 16:00 End 16:43 The results are provisional until the end of the time limit for protests and appeals and the completion of the technical checks. Clerk Of The Course: **Kocsik Tamas** Publication Time: **16:46**

These data/results cannot be reproduced, stored and/or transmitted in whole or in part by any manner of electronic, mechanical, photocopying, recording, broadcasting or otherwise now known or herein after developed without the previous express consent by the copyright owner, except for reproduction in daily press and regular printed publications on sale to the public within 60 days of the event related to those data/results and always provided that copyright symbol appears together as follows below.

© DORNA WSBK ORGANIZATION Srl 2026



Motul Hungarian Round, 1-3 May 2026
Results Tissot Superpole

16.06.58		Riders Under Yellow Flag at Turn 9: #43 #61 #37 #10 #70 #20 #77 #88 #6 #31 #54 #24 #22 #3 #19 #91 #73 #65 #52 #64 #40 #50 #7 #75
16.07.10	16 A. ZACCONE	#16 Current Lap Time Cancelled - Exceeded Track Limits - Turn 9
16.07.33	57 A. MAHENDRA	#57 Current Lap Time Cancelled - Exceeded Track Limits - Turn 12
16.07.55	69 T. BOOTH-AMOS	#69 Current Lap Time Cancelled - Exceeded Track Limits - Turn 15
16.07.59	57 A. MAHENDRA	#57 Lap Time Cancelled [1'44.756] - Exceeded Track Limits - Turn 12
16.08.00	43 S. JESPERSEN	#43 Current Lap Time Cancelled - Exceeded Track Limits - Turn 15
16.08.03	16 A. ZACCONE	#16 Lap Time Cancelled [1'51.401] - Exceeded Track Limits - Turn
16.08.07	69 T. BOOTH-AMOS	#69 Lap Time Cancelled [1'49.089] - Exceeded Track Limits - Turn 15
16.08.10	43 S. JESPERSEN	#43 Lap Time Cancelled [1'44.110] - Exceeded Track Limits - Turn 15
16.08.59	24 M. RAMIREZ	#24 Current Lap Time Cancelled - Exceeded Track Limits - Turn 15
16.09.11	24 M. RAMIREZ	#24 Lap Time Cancelled [1'46.709] - Exceeded Track Limits - Turn 15
16.09.45	69 T. BOOTH-AMOS	#69 Current Lap Time Cancelled - Exceeded Track Limits - Turn 15
16.09.52	37 R. GARCIA	#37 Current Lap Time Cancelled - Exceeded Track Limits - Turn 9
16.09.55	69 T. BOOTH-AMOS	#69 Lap Time Cancelled [1'48.496] - Exceeded Track Limits - Turn 15
16.09.55	10 L. TACCINI	#10 On the Gravel - Rejoined - Turn 5
16.09.58	20 X. CARDELUS	#20 Current Lap Time Cancelled - Exceeded Track Limits - Turn 9
16.10.16	6 C. PEROLARI	#6 Current Lap Time Cancelled - Exceeded Track Limits - Turn 9
16.10.24	54 R. ROSSI	#54 Current Lap Time Cancelled - Exceeded Track Limits - Turn 9
16.10.29	10 L. TACCINI	#10 Current Lap Time Cancelled - Exceeded Track Limits - Turn 9
16.10.36	64 F. CARICASULO	#64 Current Lap Time Cancelled - Exceeded Track Limits - Turn 9
16.10.51	37 R. GARCIA	#37 Lap Time Cancelled [1'58.025] - Exceeded Track Limits - Turn
16.10.55	69 T. BOOTH-AMOS	#69 Current Lap Time Cancelled - Exceeded Track Limits - Turn 9
16.10.58	20 X. CARDELUS	#20 Lap Time Cancelled [1'59.282] - Exceeded Track Limits - Turn
16.11.06	6 C. PEROLARI	#6 Lap Time Cancelled [1'49.836] - Exceeded Track Limits - Turn
16.11.08	57 A. MAHENDRA	#57 Current Lap Time Cancelled - Exceeded Track Limits - Turn 13
16.11.19	16 A. ZACCONE	#16 Current Lap Time Cancelled - Exceeded Track Limits - Turn 15
16.11.26	54 R. ROSSI	#54 Lap Time Cancelled [2'08.040] - Exceeded Track Limits - Turn
16.11.31	10 L. TACCINI	#10 Lap Time Cancelled [2'35.866] - Exceeded Track Limits - Turn
16.11.34	57 A. MAHENDRA	#57 Lap Time Cancelled [1'51.763] - Exceeded Track Limits - Turn 13
16.11.41	64 F. CARICASULO	#64 Lap Time Cancelled [2'06.363] - Exceeded Track Limits - Turn
16.11.45	69 T. BOOTH-AMOS	#69 Lap Time Cancelled [1'49.457] - Exceeded Track Limits - Turn
16.11.45	16 A. ZACCONE	#16 Lap Time Cancelled [1'59.250] - Exceeded Track Limits - Turn 15
16.11.54	88 A. GIOMBINI	#88 Current Lap Time Cancelled - Exceeded Track Limits - Turn 9
16.12.21	0 D. VOSTATEK	#50 Current Lap Time Cancelled - Exceeded Track Limits - Turn 9
16.12.30	25 O. KONIG	#25 Current Lap Time Cancelled - Exceeded Track Limits - Turn 9
16.12.32	22 A. CARRASCO	#22 Current Lap Time Cancelled - Exceeded Track Limits - Turn 15
16.12.35	94 L. MAHIAS	#94 Current Lap Time Cancelled - Exceeded Track Limits - Turn 9
16.12.44	22 A. CARRASCO	#22 Lap Time Cancelled [1'47.001] - Exceeded Track Limits - Turn 15
16.13.00	88 A. GIOMBINI	#88 Lap Time Cancelled [2'09.805] - Exceeded Track Limits - Turn
16.13.20	50 O. VOSTATEK	#50 Lap Time Cancelled [1'59.147] - Exceeded Track Limits - Turn
16.13.31	25 O. KONIG	#25 Lap Time Cancelled [2'05.153] - Exceeded Track Limits - Turn
16.13.37	52 J. ALCOBA	#52 Lap Time Cancelled [1'58.013] - Exceeded Track Limits - Turn
16.13.39	94 L. MAHIAS	#94 Lap Time Cancelled [2'06.367] - Exceeded Track Limits - Turn
16.13.41	31 Y. OKAMOTO	#31 Current Lap Time Cancelled - Exceeded Track Limits - Turn 9
16.13.45	22 A. CARRASCO	#22 Current Lap Time Cancelled - Exceeded Track Limits - Turn 9
16.13.47	24 M. RAMIREZ	#24 Current Lap Time Cancelled - Exceeded Track Limits - Turn 9
16.14.28	31 Y. OKAMOTO	#31 Lap Time Cancelled [1'46.686] - Exceeded Track Limits - Turn
16.14.46	22 A. CARRASCO	#22 Lap Time Cancelled [2'02.164] - Exceeded Track Limits - Turn
16.14.48	24 M. RAMIREZ	#24 Lap Time Cancelled [2'08.291] - Exceeded Track Limits - Turn
16.15.16	32 O. BAYLISS	#32 Current Lap Time Cancelled - Exceeded Track Limits - Turn 9
16.16.17	32 O. BAYLISS	#32 Lap Time Cancelled [10'14.834] - Exceeded Track Limits - Turn 9
16.17.24	19 A. KOFLER	#19 Current Lap Time Cancelled - Exceeded Track Limits - Turn 9
16.17.26	91 B. JIMENEZ	#91 Current Lap Time Cancelled - Exceeded Track Limits - Turn 9
16.18.11	91 B. JIMENEZ	#91 Lap Time Cancelled [6'54.198] - Exceeded Track Limits - Turn
16.18.12	19 A. KOFLER	#19 Lap Time Cancelled [6'42.762] - Exceeded Track Limits - Turn
16.19.04	16 A. ZACCONE	#16 Current Lap Time Cancelled - Exceeded Track Limits - Turn 9
16.19.15	24 M. RAMIREZ	#24 Current Lap Time Cancelled - Exceeded Track Limits - Turn 9
16.19.15	54 R. ROSSI	#54 Current Lap Time Cancelled - Exceeded Track Limits - Turn 9
16.19.35	37 R. GARCIA	#37 Current Lap Time Cancelled - Exceeded Track Limits - Turn 9
16.19.41	10 L. TACCINI	#10 Current Lap Time Cancelled - Exceeded Track Limits - Turn 15

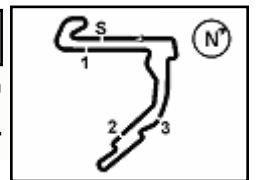
01/05/2026 Start 16:00 End 16:43

The results are provisional until the end of the time limit for protests and appeals and the completion of the technical checks.

Clerk Of The Course: **Kocsik Tamas**
Publication Time: **16:46**

These data/results cannot be reproduced, stored and/or transmitted in whole or in part by any manner of electronic, mechanical, photocopying, recording, broadcasting or otherwise now known or herein after developed without the previous express consent by the copyright owner, except for reproduction in daily press and regular printed publications on sale to the public within 60 days of the event related to those data/results and always provided that copyright symbol appears together as follows below.

© DORNA WSBK ORGANIZATION Srl 2026



Motul Hungarian Round, 1-3 May 2026
Results Tissot Superpole

16.19.48	25 O. KONIG	#25 Current Lap Time Cancelled - Exceeded Track Limits - Turn 9
16.19.50	16 A. ZACCONE	#16 Lap Time Cancelled (8'04.801) - Exceeded Track Limits - Turn
16.19.50	10 L. TACCINI	#10 Lap Time Cancelled (8'19.052) - Exceeded Track Limits - Turn 15
16.20.00	24 M. RAMIREZ	#24 Lap Time Cancelled (5'11.794) - Exceeded Track Limits - Turn
16.20.00	54 R. ROSSI	#54 Lap Time Cancelled (8'34.250) - Exceeded Track Limits - Turn
16.20.32	25 O. KONIG	#25 Lap Time Cancelled (7'01.755) - Exceeded Track Limits - Turn
16.20.35	37 R. GARCIA	#37 Lap Time Cancelled (1'59.235) - Exceeded Track Limits - Turn
16.20.51	6 C. PEROLARI	#6 Current Lap Time Cancelled - Exceeded Track Limits - Turn 9
16.21.35	64 F. CARICASULO	#64 Current Lap Time Cancelled - Exceeded Track Limits - Turn 13
16.21.42	6 C. PEROLARI	#6 Lap Time Cancelled (6'44.325) - Exceeded Track Limits - Turn
16.22.04	64 F. CARICASULO	#64 Lap Time Cancelled (10'22.689) - Exceeded Track Limits - Turn 13
16.22.35	11 M. FERRARI	#11 Current Lap Time Cancelled - Exceeded Track Limits - Turn 9
16.22.37	40 M. CASADEI	#40 Current Lap Time Cancelled - Exceeded Track Limits - Turn 9
16.22.46	54 R. ROSSI	#54 Current Lap Time Cancelled - Exceeded Track Limits - Turn 9
16.23.04	20 X. CARDELUS	#20 Current Lap Time Cancelled - Exceeded Track Limits - Turn 9
16.23.07	7 F. FARIOLI	#7 Current Lap Time Cancelled - Exceeded Track Limits - Turn 9
16.23.25	70 J. WHATLEY	#70 Current Lap Time Cancelled - Exceeded Track Limits - Turn 9
16.23.28	3 R. DE ROSA	#3 Current Lap Time Cancelled - Exceeded Track Limits - Turn 9
16.23.33	11 M. FERRARI	#11 Lap Time Cancelled (2'01.678) - Exceeded Track Limits - Turn
16.23.35	40 M. CASADEI	#40 Lap Time Cancelled (1'56.675) - Exceeded Track Limits - Turn
16.23.47	54 R. ROSSI	#54 Lap Time Cancelled (2'01.707) - Exceeded Track Limits - Turn
16.23.48	20 X. CARDELUS	#20 Lap Time Cancelled (1'48.339) - Exceeded Track Limits - Turn
16.23.51	25 O. KONIG	#25 Current Lap Time Cancelled - Exceeded Track Limits - Turn 15
16.23.57	7 F. FARIOLI	#7 Lap Time Cancelled (1'49.666) - Exceeded Track Limits - Turn
16.24.01	25 O. KONIG	#25 Lap Time Cancelled (1'44.204) - Exceeded Track Limits - Turn 15
16.24.19	75 A. ARENAS	#75 Current Lap Time Cancelled - Exceeded Track Limits - Turn 9
16.24.19	70 J. WHATLEY	#70 Lap Time Cancelled (1'58.407) - Exceeded Track Limits - Turn
16.24.20	3 R. DE ROSA	#3 Lap Time Cancelled (1'58.052) - Exceeded Track Limits - Turn
16.24.21	32 O. BAYLISS	#32 Current Lap Time Cancelled - Exceeded Track Limits - Turn 9
16.24.26	91 B. JIMENEZ	#91 Current Lap Time Cancelled - Exceeded Track Limits - Turn 9
16.24.55	7 F. FARIOLI	#7 Current Lap Time Cancelled - Exceeded Track Limits - Turn 9
16.24.59	94 L. MAHIAS	#94 Current Lap Time Cancelled - Exceeded Track Limits - Turn 9
16.25.01	25 O. KONIG	#25 Current Lap Time Cancelled - Exceeded Track Limits - Turn 9
16.25.01	24 M. RAMIREZ	#24 Current Lap Time Cancelled - Exceeded Track Limits - Turn 15
16.25.03	69 T. BOOTH-AMOS	#69 Current Lap Time Cancelled - Exceeded Track Limits - Turn 9
16.25.03	75 A. ARENAS	#75 Lap Time Cancelled (1'47.915) - Exceeded Track Limits - Turn
16.25.06	32 O. BAYLISS	#32 Lap Time Cancelled (1'42.949) - Exceeded Track Limits - Turn
16.25.11	24 M. RAMIREZ	#24 Lap Time Cancelled (1'43.065) - Exceeded Track Limits - Turn 15
16.25.26	91 B. JIMENEZ	#91 Lap Time Cancelled (2'02.752) - Exceeded Track Limits - Turn
16.25.44	94 L. MAHIAS	#94 Lap Time Cancelled (12'05.972) - Exceeded Track Limits - Turn 9
16.25.48	25 O. KONIG	#25 Lap Time Cancelled (1'47.015) - Exceeded Track Limits - Turn
16.25.49	69 T. BOOTH-AMOS	#69 Lap Time Cancelled (1'53.419) - Exceeded Track Limits - Turn
16.25.53	7 F. FARIOLI	#7 Lap Time Cancelled (1'56.463) - Exceeded Track Limits - Turn
16.26.01	10 L. TACCINI	#10 Current Lap Time Cancelled - Exceeded Track Limits - Turn 9
16.26.01	75 A. ARENAS	#75 Current Lap Time Cancelled - Exceeded Track Limits - Turn 9
16.26.12	6 C. PEROLARI	#6 Current Lap Time Cancelled - Exceeded Track Limits - Turn 9
16.26.33	20 X. CARDELUS	#20 Current Lap Time Cancelled - Exceeded Track Limits - Turn 9
16.26.40	64 F. CARICASULO	#64 Current Lap Time Cancelled - Exceeded Track Limits - Turn 9
16.26.40	19 A. KOFLER	#19 Current Lap Time Cancelled - Exceeded Track Limits - Turn 9
16.26.46	24 M. RAMIREZ	#24 Current Lap Time Cancelled - Exceeded Track Limits - Turn 15
16.26.46	75 A. ARENAS	#75 Lap Time Cancelled (1'42.694) - Exceeded Track Limits - Turn
16.26.47	61 C. ONCU	#61 Current Lap Time Cancelled - Exceeded Track Limits - Turn 9
16.26.47	25 O. KONIG	#25 Current Lap Time Cancelled - Exceeded Track Limits - Turn 9
16.26.56	24 M. RAMIREZ	#24 Lap Time Cancelled (1'45.158) - Exceeded Track Limits - Turn 15
16.26.58	6 C. PEROLARI	#6 Lap Time Cancelled (1'48.687) - Exceeded Track Limits - Turn
16.27.00	10 L. TACCINI	#10 Lap Time Cancelled (1'58.422) - Exceeded Track Limits - Turn
16.27.19	43 S. JESPERSEN	#43 Current Lap Time Cancelled - Exceeded Track Limits - Turn 9
16.27.29	64 F. CARICASULO	#64 Lap Time Cancelled (1'58.205) - Exceeded Track Limits - Turn
16.27.32	20 X. CARDELUS	#20 Lap Time Cancelled (1'59.554) - Exceeded Track Limits - Turn
16.27.34	19 A. KOFLER	#19 Lap Time Cancelled (2'01.698) - Exceeded Track Limits - Turn
16.27.35	25 O. KONIG	#25 Lap Time Cancelled (1'47.137) - Exceeded Track Limits - Turn

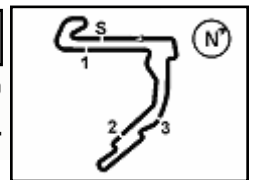
01/05/2026 Start 16:00 End 16:43

The results are provisional until the end of the time limit for protests and appeals and the completion of the technical checks.

Clerk Of The Course: **Kocsik Tamas**
Publication Time: **16:46**

This data/results cannot be reproduced, stored and/or transmitted in whole or in part by any manner of electronic, mechanical, photocopying, recording, broadcasting or otherwise now known or herein after developed without the previous express consent by the copyright owner, except for reproduction in daily press and regular printed publications on sale to the public within 60 days of the event related to those data/results and always provided that copyright symbol appears together as follows below.

© DORNA WSBK ORGANIZATION Srl 2026



Motul Hungarian Round, 1-3 May 2026
Results Tissot Superpole

16.27.38	61 C. ONCU	#61 Lap Time Cancelled [1'57.234] - Exceeded Track Limits - Turn
16.27.44	16 A. ZACCONE	#16 Current Lap Time Cancelled - Exceeded Track Limits - Turn 9
16.27.48	31 Y. OKAMOTO	#31 Current Lap Time Cancelled - Exceeded Track Limits - Turn 9
16.27.58	24 M. RAMIREZ	#24 Current Lap Time Cancelled - Exceeded Track Limits - Turn 9
16.28.19	43 S. JESPERSEN	#43 Lap Time Cancelled [2'01.380] - Exceeded Track Limits - Turn
16.28.34	50 O. VOSTATEK	#50 Current Lap Time Cancelled - Exceeded Track Limits - Turn 9
16.28.36	31 Y. OKAMOTO	#31 Lap Time Cancelled [8'28.313] - Exceeded Track Limits - Turn
16.28.37	94 L. MAHIAS	#94 Current Lap Time Cancelled - Exceeded Track Limits - Turn 9
16.28.43	16 A. ZACCONE	#16 Lap Time Cancelled [1'58.657] - Exceeded Track Limits - Turn
16.28.55	69 T. BOOTH-AMOS	#69 Current Lap Time Cancelled - Exceeded Track Limits - Turn 12
16.28.59	24 M. RAMIREZ	#24 Lap Time Cancelled [2'03.454] - Exceeded Track Limits - Turn
16.29.22	94 L. MAHIAS	#94 Lap Time Cancelled [1'43.272] - Exceeded Track Limits - Turn
16.29.23	69 T. BOOTH-AMOS	#69 Lap Time Cancelled [1'46.505] - Exceeded Track Limits - Turn 12
16.29.36	50 O. VOSTATEK	#50 Lap Time Cancelled [2'00.692] - Exceeded Track Limits - Turn
16.32.07	94 L. MAHIAS	#94 Current Lap Time Cancelled - Exceeded Track Limits - Turn 9
16.32.10	69 T. BOOTH-AMOS	#69 Current Lap Time Cancelled - Exceeded Track Limits - Turn 9
16.32.24	75 A. ARENAS	#75 Current Lap Time Cancelled - Exceeded Track Limits - Turn 9
16.32.24	57 A. MAHENDRA	#57 Current Lap Time Cancelled - Exceeded Track Limits - Turn 9
16.33.05	94 L. MAHIAS	#94 Lap Time Cancelled [2'00.072] - Exceeded Track Limits - Turn
16.33.08	75 A. ARENAS	#75 Lap Time Cancelled [4'18.414] - Exceeded Track Limits - Turn
16.33.08	57 A. MAHENDRA	#57 Lap Time Cancelled [14'21.290] - Exceeded Track Limits - Turn 9
16.33.12	69 T. BOOTH-AMOS	#69 Lap Time Cancelled [2'05.035] - Exceeded Track Limits - Turn
16.33.18	24 M. RAMIREZ	#24 Technical Problem - Rider is slowing down - Turn 6
16.33.18	77 D. AEGERTER	#77 Current Lap Time Cancelled - Exceeded Track Limits - Turn 9
16.33.25		Yellow Flag Out - Turn 2-3
16.33.26		Yellow Flag Out - Turn 1-2
16.33.32	57 A. MAHENDRA	#57 Crashed - Turn 2
16.33.40		Yellow Flag Out - Turn 1-2
16.33.42	57 A. MAHENDRA	#57 Rejoined
16.33.44		Yellow Flag In - Turn 1-2
16.33.44		Riders Under Yellow Flag at Turn 1-2: #43 #37 #22 #19
16.33.45		Yellow Flag In - Turn 2-3
16.33.46		Riders Under Yellow Flag at Turn 2-3: #61 #57
16.33.55	65 P. OETTL	#65 Current Lap Time Cancelled - Exceeded Track Limits - Turn 15
16.33.56	50 O. VOSTATEK	#50 Current Lap Time Cancelled - Exceeded Track Limits - Turn 9
16.33.57	24 M. RAMIREZ	#24 Stopped with Technical Problem - Turn 7
16.33.59	70 J. WHATLEY	#70 Current Lap Time Cancelled - Exceeded Track Limits - Turn 9
16.34.08	65 P. OETTL	#65 Lap Time Cancelled [5'33.021] - Exceeded Track Limits - Turn 15
16.34.09	54 R. ROSSI	#54 Current Lap Time Cancelled - Exceeded Track Limits - Turn 9
16.34.11	77 D. AEGERTER	#77 Lap Time Cancelled [5'37.439] - Exceeded Track Limits - Turn
16.34.39	64 F. CARICASULO	#64 Current Lap Time Cancelled - Exceeded Track Limits - Turn 15
16.34.41	50 O. VOSTATEK	#50 Lap Time Cancelled [5'04.736] - Exceeded Track Limits - Turn
16.34.49	64 F. CARICASULO	#64 Lap Time Cancelled [5'20.691] - Exceeded Track Limits - Turn 15
16.34.50	70 J. WHATLEY	#70 Lap Time Cancelled [11'52.846] - Exceeded Track Limits - Turn
16.34.55	54 R. ROSSI	#54 Lap Time Cancelled [11'08.097] - Exceeded Track Limits - Turn 9
16.35.04	20 X. CARDELUS	#20 Current Lap Time Cancelled - Exceeded Track Limits - Turn 9
16.35.10	65 P. OETTL	#65 Current Lap Time Cancelled - Exceeded Track Limits - Turn 9
16.35.30	11 M. FERRARI	#11 Current Lap Time Cancelled - Exceeded Track Limits - Turn 13
16.35.31	91 B. JIMENEZ	#91 Current Lap Time Cancelled - Exceeded Track Limits - Turn 13
16.35.31	52 J. ALCOBA	#52 Current Lap Time Cancelled - Exceeded Track Limits - Turn 13
16.35.32	25 O. KONIG	#25 Current Lap Time Cancelled - Exceeded Track Limits - Turn 13
16.35.44	57 A. MAHENDRA	#57 BLACK FLAG - Crashed during practice and not entered into pit lane
16.35.45	7 F. FARIOLI	#7 Current Lap Time Cancelled - Exceeded Track Limits - Turn 15
16.35.50	40 M. CASADEI	#40 Current Lap Time Cancelled - Exceeded Track Limits - Turn 9
16.35.55	10 L. TACCINI	#10 Current Lap Time Cancelled - Exceeded Track Limits - Turn 9
16.35.55	7 F. FARIOLI	#7 Lap Time Cancelled [1'59.539] - Exceeded Track Limits - Turn 15
16.35.56	54 R. ROSSI	#54 Current Lap Time Cancelled - Exceeded Track Limits - Turn 9
16.35.56	20 X. CARDELUS	#20 Lap Time Cancelled [8'24.466] - Exceeded Track Limits - Turn
16.35.57	65 P. OETTL	#65 Lap Time Cancelled [1'49.076] - Exceeded Track Limits - Turn
16.35.58	11 M. FERRARI	#11 Lap Time Cancelled [2'04.238] - Exceeded Track Limits - Turn 13
16.35.59	52 J. ALCOBA	#52 Lap Time Cancelled [1'50.306] - Exceeded Track Limits - Turn 13

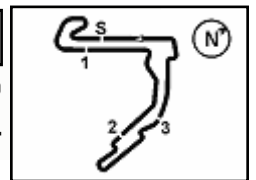
01/05/2026 Start 16:00 End 16:43

The results are provisional until the end of the time limit for protests and appeals and the completion of the technical checks.

Clerk Of The Course: **Kocsik Tamas**
Publication Time: **16:46**

This data/results cannot be reproduced, stored and/or transmitted in whole or in part by any manner of electronic, mechanical, photocopying, recording, broadcasting or otherwise now known or herein after developed without the previous express consent by the copyright owner, except for reproduction in daily press and regular printed publications on sale to the public within 60 days of the event related to those data/results and always provided that copyright symbol appears together as follows below.

© DORNA WSBK ORGANIZATION Srl 2026



Motul Hungarian Round, 1-3 May 2026
Results Tissot Superpole

16.35.59	91 B. JIMENEZ	#91 Lap Time Cancelled [2'03.322] - Exceeded Track Limits - Turn 13
16.36.00	25 O. KONIG	#25 Lap Time Cancelled [6'19.803] - Exceeded Track Limits - Turn 13
16.36.28	94 L. MAHIAS	#94 Current Lap Time Cancelled - Exceeded Track Limits - Turn 9
16.36.29	19 A. KOFLER	#19 Current Lap Time Cancelled - Exceeded Track Limits - Turn 9
16.36.35	40 M. CASADEI	#40 Lap Time Cancelled [13'00.213] - Exceeded Track Limits - Turn 9
16.36.42	10 L. TACCINI	#10 Lap Time Cancelled [1'47.671] - Exceeded Track Limits - Turn
16.36.44	54 R. ROSSI	#54 Lap Time Cancelled [1'49.156] - Exceeded Track Limits - Turn
16.36.46	31 Y. OKAMOTO	#31 Current Lap Time Cancelled - Exceeded Track Limits - Turn 9
16.36.52	57 A. MAHENDRA	#57 Current Lap Time Cancelled - Exceeded Track Limits - Turn 13
16.36.57	16 A. ZACCONE	#16 Current Lap Time Cancelled - Exceeded Track Limits - Turn 9
16.37.01	7 F. FARIOLI	#7 Current Lap Time Cancelled - Exceeded Track Limits - Turn 9
16.37.03	20 X. CARDELUS	#20 Current Lap Time Cancelled - Exceeded Track Limits - Turn 9
16.37.07	6 C. PEROLARI	#6 Current Lap Time Cancelled - Exceeded Track Limits - Turn 9
16.37.12	94 L. MAHIAS	#94 Lap Time Cancelled [4'06.774] - Exceeded Track Limits - Turn
16.37.13	19 A. KOFLER	#19 Lap Time Cancelled [1'46.412] - Exceeded Track Limits - Turn
16.37.16	3 R. DE ROSA	#3 Current Lap Time Cancelled - Exceeded Track Limits - Turn 12
16.37.18	88 A. GIOMBINI	#88 Current Lap Time Cancelled - Exceeded Track Limits - Turn 13
16.37.22	77 D. AEGERTER	#77 Current Lap Time Cancelled - Exceeded Track Limits - Turn 12
16.37.24		Double Yellow Flag Out - Turn 1-2
16.37.26	11 M. FERRARI	#11 Current Lap Time Cancelled - Exceeded Track Limits - Turn 13
16.37.32	31 Y. OKAMOTO	#31 Lap Time Cancelled [1'45.552] - Exceeded Track Limits - Turn
16.37.33	57 A. MAHENDRA	#57 Lap Time Cancelled [2'05.613] - Exceeded Track Limits - Turn 13
16.37.34	40 M. CASADEI	#40 Current Lap Time Cancelled - Exceeded Track Limits - Turn 9
16.37.35	70 J. WHATLEY	#70 Current Lap Time Cancelled - Exceeded Track Limits - Turn 9
16.37.35		Double Yellow Flag In - Turn 1-2
16.37.39	94 L. MAHIAS	#94 Crashed - Turn 1
16.37.44	54 R. ROSSI	#54 Current Lap Time Cancelled - Exceeded Track Limits - Turn 9
16.37.44	94 L. MAHIAS	#94 Rejoined
16.37.45	88 A. GIOMBINI	#88 Lap Time Cancelled [1'49.328] - Exceeded Track Limits - Turn 13
16.37.46	16 A. ZACCONE	#16 Lap Time Cancelled [1'48.055] - Exceeded Track Limits - Turn
16.37.47	50 O. VOSTATEK	#50 Current Lap Time Cancelled - Exceeded Track Limits - Turn 13
16.37.48	7 F. FARIOLI	#7 Lap Time Cancelled [1'53.130] - Exceeded Track Limits - Turn
16.37.50	77 D. AEGERTER	#77 Lap Time Cancelled [1'48.040] - Exceeded Track Limits - Turn 12
16.37.51	3 R. DE ROSA	#3 Lap Time Cancelled [1'52.873] - Exceeded Track Limits - Turn 12
16.37.52	69 T. BOOTH-AMOS	#69 Current Lap Time Cancelled - Exceeded Track Limits - Turn 9
16.37.53	6 C. PEROLARI	#6 Lap Time Cancelled [1'46.813] - Exceeded Track Limits - Turn
16.37.53	11 M. FERRARI	#11 Lap Time Cancelled [1'54.637] - Exceeded Track Limits - Turn 13
16.38.12	20 X. CARDELUS	#20 Lap Time Cancelled [2'16.271] - Exceeded Track Limits - Turn
16.38.13	50 O. VOSTATEK	#50 Lap Time Cancelled [1'48.573] - Exceeded Track Limits - Turn 13
16.38.16	10 L. TACCINI	#10 Current Lap Time Cancelled - Exceeded Track Limits - Turn 15
16.38.18	40 M. CASADEI	#40 Lap Time Cancelled [1'42.471] - Exceeded Track Limits - Turn
16.38.19	70 J. WHATLEY	#70 Lap Time Cancelled [1'46.098] - Exceeded Track Limits - Turn
16.38.27	10 L. TACCINI	#10 Lap Time Cancelled [1'44.549] - Exceeded Track Limits - Turn 15
16.38.27	54 R. ROSSI	#54 Lap Time Cancelled [1'42.906] - Exceeded Track Limits - Turn
16.38.37	69 T. BOOTH-AMOS	#69 Lap Time Cancelled [5'25.223] - Exceeded Track Limits - Turn
16.38.45	16 A. ZACCONE	#16 Current Lap Time Cancelled - Exceeded Track Limits - Turn 9
16.38.47	73 J. CRETARD	#73 Current Lap Time Cancelled - Exceeded Track Limits - Turn 9
16.38.53	25 O. KONIG	#25 Current Lap Time Cancelled - Exceeded Track Limits - Turn 9
16.38.56	6 C. PEROLARI	#6 Current Lap Time Cancelled - Exceeded Track Limits - Turn 9
16.39.09	7 F. FARIOLI	#7 Current Lap Time Cancelled - Exceeded Track Limits - Turn 13
16.39.19	94 L. MAHIAS	#94 BLACK FLAG - Crashed during practice and not entered into pit lane
16.39.29	16 A. ZACCONE	#16 Lap Time Cancelled [1'42.738] - Exceeded Track Limits - Turn
16.39.34	75 A. ARENAS	#75 Current Lap Time Cancelled - Exceeded Track Limits - Turn 9
16.39.35	7 F. FARIOLI	#7 Lap Time Cancelled [1'47.220] - Exceeded Track Limits - Turn 13
16.39.38	25 O. KONIG	#25 Lap Time Cancelled [1'53.321] - Exceeded Track Limits - Turn
16.39.39	73 J. CRETARD	#73 Lap Time Cancelled [1'52.001] - Exceeded Track Limits - Turn
16.40.13	94 L. MAHIAS	#94 Current Lap Time Cancelled - Exceeded Track Limits - Turn 9
16.40.18	75 A. ARENAS	#75 Lap Time Cancelled [1'43.837] - Exceeded Track Limits - Turn
16.40.20	94 L. MAHIAS	#94 Stopped - Turn 11
16.40.25	43 S. JESPERSEN	#43 Current Lap Time Cancelled - Exceeded Track Limits - Turn 15
16.40.33	88 A. GIOMBINI	#88 Current Lap Time Cancelled - Exceeded Track Limits - Turn 9

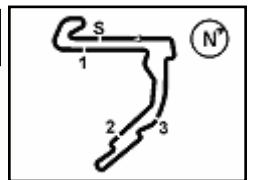
01/05/2026 Start 16:00 End 16:43

The results are provisional until the end of the time limit for protests and appeals and the completion of the technical checks.

Clerk Of The Course: **Kocsik Tamas**
Publication Time: **16:46**

These data/results cannot be reproduced, stored and/or transmitted in whole or in part by any manner of electronic, mechanical, photocopying, recording, broadcasting or otherwise now known or herein after developed without the previous express consent by the copyright owner, except for reproduction in daily press and regular printed publications on sale to the public within 60 days of the event related to those data/results and always provided that copyright symbol appears together as follows below.

© DORNA WSBK ORGANIZATION Srl 2026



Motul Hungarian Round, 1-3 May 2026
Results Tissot Superpole

16.40.35	43 S. JESPERSEN	#43 Lap Time Cancelled [1'42.883] - Exceeded Track Limits - Turn 15
16.40.37	25 O. KONIG	#25 Current Lap Time Cancelled - Exceeded Track Limits - Turn 9
16.40.57	32 O. BAYLISS	#32 Current Lap Time Cancelled - Exceeded Track Limits - Turn 9
16.41.11		Double Yellow Flag Out - Turn 4
16.41.13		Double Yellow Flag In - Turn 4
16.41.17	73 J. CRETARD	#73 Current Lap Time Cancelled - Exceeded Track Limits - Turn 15
16.41.21	25 O. KONIG	#25 Lap Time Cancelled [1'43.532] - Exceeded Track Limits - Turn
16.41.23	88 A. GIOMBINI	#88 Lap Time Cancelled [1'52.952] - Exceeded Track Limits - Turn
16.41.28	73 J. CRETARD	#73 Lap Time Cancelled [1'48.719] - Exceeded Track Limits - Turn 15
16.42.45	94 L. MAHIAS	#94 Rejoined
16.43.11		End of Session

Fastest Laps Sequence

No.	Rider	Nat	Team	Bike	Local Time	Time	Gap	Avg
70	J. WHATLEY	GBR	Orelac Racing Verdnatura	Ducati Panigale V2	16:03'37.690	1'44.638		140,198
32	O. BAYLISS	AUS	PTR Triumph Factory Racing	Triumph Street Triple 765 RS	16:03'38.148	1'44.228	-0.410	140,749
61	C. ONCU	TUR	Pata Yamaha Ten Kate Racing	Yamaha YZF-R9	16:03'42.040	1'43.360	-0.868	141,931
61	C. ONCU	TUR	Pata Yamaha Ten Kate Racing	Yamaha YZF-R9	16:05'25.040	1'43.000	-0.360	142,427
61	C. ONCU	TUR	Pata Yamaha Ten Kate Racing	Yamaha YZF-R9	16:08'54.686	1'42.630	-0.370	142,941
75	A. ARENAS	ESP	AS BLU CRU Racing Team	Yamaha YZF-R9	16:09'45.362	1'42.581	-0.049	143,009
75	A. ARENAS	ESP	AS BLU CRU Racing Team	Yamaha YZF-R9	16:11'27.904	1'42.542	-0.039	143,063
11	M. FERRARI	ITA	WRP Racing	Ducati Panigale V2	16:19'49.263	1'42.354	-0.188	143,326
75	A. ARENAS	ESP	AS BLU CRU Racing Team	Yamaha YZF-R9	16:36'42.112	1'42.050	-0.304	143,753

01/05/2026 Start 16:00 End 16:43

The results are provisional until the end of the time limit for protests and appeals and the completion of the technical checks.

Clerk Of The Course: **Kocsik Tamas**
Publication Time: **16:46**

These data/results cannot be reproduced, stored and/or transmitted in whole or in part by any manner of electronic, mechanical, photocopying, recording, broadcasting or otherwise now known or herein after developed without the previous express consent by the copyright owner, except for reproduction in daily press and regular printed publications on sale to the public within 60 days of the event related to those data/results and always provided that copyright symbol appears together as follows below.

© DORNA WSBK ORGANIZATION Srl 2026

Motul Hungarian Round, 1-3 May 2026
Best Sectors & Speed Tissot Superpole

BEST LAP		
1	75 A. ARENAS	Yamaha YZF-R9 1'42.050
2	61 C. ONCU	Yamaha YZF-R9 1'42.255
3	11 M. FERRARI	Ducati Panigale V2 1'42.354
4	43 S. JESPERSEN	Ducati Panigale V2 1'42.359
5	7 F. FARIOLI	Yamaha YZF-R9 1'42.557
6	53 V. DEBISE	ZXMOTO 820RR 1'42.568
7	37 R. GARCIA	Yamaha YZF-R9 1'42.601
8	52 J. ALCOBA	Kawasaki ZX-6R 636 1'42.623
9	64 F. CARICASULO	ZXMOTO 820RR 1'42.713
10	65 P. OETTL	Ducati Panigale V2 1'42.754
11	16 A. ZACCONE	Ducati Panigale V2 1'42.757
12	70 J. WHATLEY	Ducati Panigale V2 1'42.766
13	32 D. BAYLISS	Triumph Street Triple 765 RS 1'43.035
14	57 A. MAHENDRA	Yamaha YZF-R9 1'43.055
15	94 L. MAHIAS	Yamaha YZF-R9 1'43.106
16	40 M. CASADEI	Ducati Panigale V2 1'43.138
17	50 D. VOSTATEK	Triumph Street Triple 765 RS 1'43.157
18	6 C. PEROLARI	Honda CBR600RR 1'43.287
19	3 R. DE ROSA	QJMOTOR SRK 800 RS 1'43.337
20	77 D. AEGERTER	Kawasaki ZX-6R 636 1'43.337
21	91 B. JIMENEZ	Ducati Panigale V2 1'43.552
22	10 L. TACCINI	Ducati Panigale V2 1'43.578
23	24 M. RAMIREZ	QJMOTOR SRK 800 RS 1'43.596
24	20 X. CARDELUS	Yamaha YZF-R9 1'43.741
25	69 T. BOOTH-AMOS	Triumph Street Triple 765 RS 1'43.776
26	5 J. MASIA	Ducati Panigale V2 1'43.790
27	25 D. KONIG	Triumph Street Triple 765 RS 1'44.082
28	31 Y. OKAMOTO	Yamaha YZF-R9 1'44.372
29	88 A. GIOMBINI	MV Agusta F3 800 RR 1'44.519
30	19 A. KOFLER	Yamaha YZF-R9 1'44.800
31	54 R. ROSSI	Ducati Panigale V2 1'44.836
32	22 A. CARRASCO	Honda CBR600RR 1'45.349
33	73 J. CRETARO	MV Agusta F3 800 RR 1'46.655

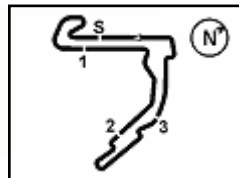
SPEED		
1	11 M. FERRARI	Ducati Panigale V2 248,3
2	52 J. ALCOBA	Kawasaki ZX-6R 636 247,7
3	91 B. JIMENEZ	Ducati Panigale V2 246,6
4	24 M. RAMIREZ	QJMOTOR SRK 800 RS 246,0
5	10 L. TACCINI	Ducati Panigale V2 246,0
6	37 R. GARCIA	Yamaha YZF-R9 245,5
7	65 P. OETTL	Ducati Panigale V2 245,5
8	77 D. AEGERTER	Kawasaki ZX-6R 636 244,9
9	32 D. BAYLISS	Triumph Street Triple 765 RS 243,8
10	50 D. VOSTATEK	Triumph Street Triple 765 RS 243,8
11	69 T. BOOTH-AMOS	Triumph Street Triple 765 RS 243,8
12	16 A. ZACCONE	Ducati Panigale V2 243,2
13	70 J. WHATLEY	Ducati Panigale V2 243,2
14	64 F. CARICASULO	ZXMOTO 820RR 242,7
15	53 V. DEBISE	ZXMOTO 820RR 242,7
16	75 A. ARENAS	Yamaha YZF-R9 242,2
17	31 Y. OKAMOTO	Yamaha YZF-R9 242,2
18	5 J. MASIA	Ducati Panigale V2 241,6
19	88 A. GIOMBINI	MV Agusta F3 800 RR 241,6
20	3 R. DE ROSA	QJMOTOR SRK 800 RS 241,6
21	54 R. ROSSI	Ducati Panigale V2 241,6
22	40 M. CASADEI	Ducati Panigale V2 241,1
23	73 J. CRETARO	MV Agusta F3 800 RR 241,1
24	6 C. PEROLARI	Honda CBR600RR 241,1
25	61 C. ONCU	Yamaha YZF-R9 241,1
26	25 D. KONIG	Triumph Street Triple 765 RS 240,5
27	20 X. CARDELUS	Yamaha YZF-R9 240,0
28	19 A. KOFLER	Yamaha YZF-R9 240,0
29	43 S. JESPERSEN	Ducati Panigale V2 240,0
30	22 A. CARRASCO	Honda CBR600RR 240,0
31	7 F. FARIOLI	Yamaha YZF-R9 240,0
32	94 L. MAHIAS	Yamaha YZF-R9 239,5
33	57 A. MAHENDRA	Yamaha YZF-R9 238,4

SEG. 1		SEG. 2		SEG. 3		SEG. 4	
1	11 M. FERRARI 30.474	1	53 V. DEBISE 23.820	1	43 S. JESPERSEN 28.235	1	75 A. ARENAS 19.288
2	75 A. ARENAS 30.534	2	75 A. ARENAS 23.840	2	61 C. ONCU 28.275	2	16 A. ZACCONE 19.343
3	43 S. JESPERSEN 30.580	3	61 C. ONCU 23.856	3	64 F. CARICASULO 28.276	3	61 C. ONCU 19.345
4	16 A. ZACCONE 30.582	4	94 L. MAHIAS 23.864	4	70 J. WHATLEY 28.332	4	37 R. GARCIA 19.346
5	53 V. DEBISE 30.582	5	11 M. FERRARI 23.911	5	37 R. GARCIA 28.339	5	11 M. FERRARI 19.352
6	61 C. ONCU 30.635	6	37 R. GARCIA 23.937	6	7 F. FARIOLI 28.352	6	64 F. CARICASULO 19.389
7	37 R. GARCIA 30.642	7	64 F. CARICASULO 24.001	7	75 A. ARENAS 28.376	7	7 F. FARIOLI 19.414
8	52 J. ALCOBA 30.656	8	52 J. ALCOBA 24.023	8	16 A. ZACCONE 28.391	8	52 J. ALCOBA 19.419
9	70 J. WHATLEY 30.661	9	43 S. JESPERSEN 24.025	9	53 V. DEBISE 28.408	9	65 P. OETTL 19.424
10	40 M. CASADEI 30.661	10	16 A. ZACCONE 24.033	10	32 D. BAYLISS 28.431	10	43 S. JESPERSEN 19.429
11	65 P. OETTL 30.679	11	65 P. OETTL 24.042	11	52 J. ALCOBA 28.439	11	70 J. WHATLEY 19.437
12	7 F. FARIOLI 30.684	12	7 F. FARIOLI 24.045	12	65 P. OETTL 28.459	12	53 V. DEBISE 19.452
13	32 D. BAYLISS 30.708	13	57 A. MAHENDRA 24.048	13	11 M. FERRARI 28.463	13	57 A. MAHENDRA 19.466
14	57 A. MAHENDRA 30.721	14	77 D. AEGERTER 24.063	14	50 D. VOSTATEK 28.527	14	77 D. AEGERTER 19.488
15	94 L. MAHIAS 30.732	15	3 R. DE ROSA 24.109	15	91 B. JIMENEZ 28.546	15	40 M. CASADEI 19.491
16	91 B. JIMENEZ 30.739	16	6 C. PEROLARI 24.121	16	94 L. MAHIAS 28.547	16	69 T. BOOTH-AMOS 19.491
17	77 D. AEGERTER 30.756	17	32 D. BAYLISS 24.143	17	3 R. DE ROSA 28.569	17	32 D. BAYLISS 19.491
18	10 L. TACCINI 30.763	18	50 D. VOSTATEK 24.172	18	57 A. MAHENDRA 28.574	18	10 L. TACCINI 19.502
19	50 D. VOSTATEK 30.772	19	40 M. CASADEI 24.173	19	10 L. TACCINI 28.594	19	50 D. VOSTATEK 19.514
20	64 F. CARICASULO 30.780	20	70 J. WHATLEY 24.178	20	24 M. RAMIREZ 28.649	20	94 L. MAHIAS 19.516
21	6 C. PEROLARI 30.830	21	31 Y. OKAMOTO 24.209	21	25 D. KONIG 28.686	21	20 X. CARDELUS 19.526
22	24 M. RAMIREZ 30.852	22	20 X. CARDELUS 24.282	22	6 C. PEROLARI 28.695	22	24 M. RAMIREZ 19.541
23	3 R. DE ROSA 30.867	23	69 T. BOOTH-AMOS 24.286	23	40 M. CASADEI 28.699	23	91 B. JIMENEZ 19.586
24	5 J. MASIA 30.920	24	24 M. RAMIREZ 24.325	24	5 J. MASIA 28.733	24	6 C. PEROLARI 19.604
25	69 T. BOOTH-AMOS 30.939	25	10 L. TACCINI 24.354	25	69 T. BOOTH-AMOS 28.769	25	25 D. KONIG 19.617
26	25 D. KONIG 31.029	26	5 J. MASIA 24.426	26	20 X. CARDELUS 28.777	26	3 R. DE ROSA 19.618
27	20 X. CARDELUS 31.075	27	25 D. KONIG 24.451	27	77 D. AEGERTER 28.840	27	5 J. MASIA 19.638
28	88 A. GIOMBINI 31.113	28	91 B. JIMENEZ 24.478	28	88 A. GIOMBINI 28.920	28	19 A. KOFLER 19.659
29	31 Y. OKAMOTO 31.219	29	88 A. GIOMBINI 24.529	29	31 Y. OKAMOTO 28.926	29	88 A. GIOMBINI 19.737
30	19 A. KOFLER 31.233	30	54 R. ROSSI 24.586	30	19 A. KOFLER 29.014	30	31 Y. OKAMOTO 19.762
31	54 R. ROSSI 31.307	31	22 A. CARRASCO 24.620	31	54 R. ROSSI 29.082	31	54 R. ROSSI 19.790
32	22 A. CARRASCO 31.468	32	19 A. KOFLER 24.625	32	73 J. CRETARO 29.273	32	22 A. CARRASCO 19.870
33	73 J. CRETARO 31.507	33	73 J. CRETARO 24.884	33	22 A. CARRASCO 29.325	33	73 J. CRETARO 20.125

01/05/2026

These data/results cannot be reproduced, stored and/or transmitted in whole or in part by any manner of electronic, mechanical, photocopying, recording, broadcasting or otherwise now known or herein after developed without the previous express consent by the copyright owner, except for reproduction in daily press and regular printed publications on sale to the public within 60 days of the event related to those data/results and always provided that copyright symbol appears together as follows below.

© DORNA WSBK ORGANIZATION Srl 2026



Balaton Park Circuit 4.075 m

Motul Hungarian Round, 1-3 May 2026
Ideal Times Tissot Superpole

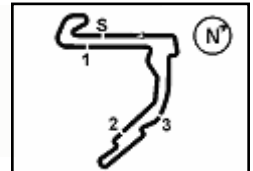
No.	Rider	Nat	Bike	Seg. 1	Seg. 2	Seg. 3	Seg. 4	Ideal Time		
				Diff. 1	Diff. 2	Diff. 3	Diff. 4	Best Lap	Pos.	Diff.
1	75 A. ARENAS	ESP	Yamaha YZF-R9	30.534 +0.012	23.840	28.376	19.288	1'42.038 1'42.050	1	0.012
2	61 C. ONCU	TUR	Yamaha YZF-R9	30.635	23.856 +0.092	28.275 +0.052	19.345	1'42.111 1'42.255	2	0.144
3	11 M. FERRARI	ITA	Ducati Panigale V2	30.474 +0.094	23.911	28.463 +0.032	19.352 +0.028	1'42.200 1'42.354	3	0.154
4	53 V. DEBISE	FRA	ZXMOTO 820RR	30.582 +0.059	23.820	28.408 +0.174	19.452 +0.073	1'42.262 1'42.568	6	0.306
5	37 R. GARCIA	ESP	Yamaha YZF-R9	30.642 +0.079	23.937 +0.123	28.339 +0.135	19.346	1'42.264 1'42.601	7	0.337
6	43 S. JESPERSEN	DEN	Ducati Panigale V2	30.580	24.025 +0.090	28.235	19.429	1'42.269 1'42.359	4	0.090
7	16 A. ZACCONE	ITA	Ducati Panigale V2	30.582 +0.158	24.033 +0.250	28.391	19.343	1'42.349 1'42.757	11	0.408
8	64 F. CARICASULO	ITA	ZXMOTO 820RR	30.780 +0.081	24.001 +0.186	28.276	19.389	1'42.446 1'42.713	9	0.267
9	7 F. FARIOLI	ITA	Yamaha YZF-R9	30.684 +0.062	24.045	28.352	19.414	1'42.495 1'42.557	5	0.062
10	52 J. ALCOBA	ESP	Kawasaki ZX-6R 636	30.656 +0.083	24.023	28.439	19.419 +0.003	1'42.537 1'42.623	8	0.086
11	65 P. OETTL	GER	Ducati Panigale V2	30.679	24.042 +0.036	28.459 +0.040	19.424 +0.074	1'42.604 1'42.754	10	0.150
12	70 J. WHATLEY	GBR	Ducati Panigale V2	30.661 +0.060	24.178 +0.092	28.332	19.437 +0.006	1'42.608 1'42.766	12	0.158
13	94 L. MAHIAS	FRA	Yamaha YZF-R9	30.732 +0.072	23.864 +0.257	28.547 +0.118	19.516	1'42.659 1'43.106	15	0.447
14	32 D. BAYLISS	AUS	Triumph Street Triple 765 RS	30.708 +0.132	24.143 +0.060	28.431 +0.070	19.491	1'42.773 1'43.035	13	0.262
15	57 A. MAHENDRA	INA	Yamaha YZF-R9	30.721 +0.209	24.048 +0.037	28.574	19.466	1'42.809 1'43.055	14	0.246
16	50 D. VOSTATEK	CZE	Triumph Street Triple 765 RS	30.772 +0.017	24.172 +0.057	28.527	19.514 +0.098	1'42.985 1'43.157	17	0.172
17	40 M. CASADEI	ITA	Ducati Panigale V2	30.661	24.173 +0.063	28.699 +0.010	19.491 +0.041	1'43.024 1'43.138	16	0.114
18	77 D. AEGERTER	SUI	Kawasaki ZX-6R 636	30.756 +0.099	24.063	28.840 +0.091	19.488	1'43.147 1'43.337	20	0.190
19	3 R. DE ROSA	ITA	QJMOTOR SRK 800 RS	30.867	24.109	28.569 +0.132	19.618 +0.042	1'43.163 1'43.337	19	0.174
20	10 L. TACCINI	ITA	Ducati Panigale V2	30.763	24.354 +0.084	28.594 +0.065	19.502 +0.216	1'43.213 1'43.578	22	0.365
21	6 C. PEROLARI	FRA	Honda CBR600RR	30.830	24.121	28.695 +0.028	19.604 +0.009	1'43.250 1'43.287	18	0.037
22	91 B. JIMENEZ	ESP	Ducati Panigale V2	30.739	24.478	28.546 +0.199	19.586 +0.004	1'43.349 1'43.552	21	0.203
23	24 M. RAMIREZ	ESP	QJMOTOR SRK 800 RS	30.852	24.325 +0.130	28.649 +0.018	19.541 +0.081	1'43.367 1'43.596	23	0.229
24	69 T. BOOTH-AMOS	GBR	Triumph Street Triple 765 RS	30.939 +0.055	24.286 +0.049	28.769 +0.187	19.491	1'43.485 1'43.776	25	0.291
25	20 X. CARDELLUS	AND	Yamaha YZF-R9	31.075	24.282 +0.081	28.777	19.526	1'43.660 1'43.741	24	0.081
26	5 J. MASIA	ESP	Ducati Panigale V2	30.920 +0.073	24.426	28.733	19.638	1'43.717 1'43.790	26	0.073
27	25 D. KONIG	CZE	Triumph Street Triple 765 RS	31.029 +0.053	24.451 +0.209	28.686 +0.037	19.617	1'43.783 1'44.082	27	0.299
28	31 Y. OKAMOTO	JPN	Yamaha YZF-R9	31.219 +0.036	24.209 +0.169	28.926	19.762 +0.051	1'44.116 1'44.372	28	0.256
29	88 A. GIOMBINI	ITA	MV Agusta F3 800 RR	31.113	24.529	28.920	19.737 +0.220	1'44.299 1'44.519	29	0.220
30	19 A. KOFLER	AUT	Yamaha YZF-R9	31.233 +0.106	24.625 +0.024	29.014 +0.089	19.659 +0.050	1'44.531 1'44.800	30	0.269
31	54 R. ROSSI	ITA	Ducati Panigale V2	31.307	24.586	29.082 +0.071	19.790	1'44.765 1'44.836	31	0.071
32	22 A. CARRASCO	ESP	Honda CBR600RR	31.468 +0.026	24.620	29.325 +0.040	19.870	1'45.283 1'45.349	32	0.066
33	73 J. CRETARO	ITA	MV Agusta F3 800 RR	31.507 +0.307	24.884 +0.279	29.273 +0.247	20.125 +0.033	1'45.789 1'46.655	33	0.866
Overall Ideal Time				30.474	23.820	28.235	19.288	1'41.817		

01/05/2026

These data/results cannot be reproduced, stored and/or transmitted in whole or in part by any manner of electronic, mechanical, photocopying, recording, broadcasting or otherwise now known or herein after developed without the previous express consent by the copyright owner, except for reproduction in daily press and regular printed publications on sale to the public within 60 days of the event related to those data/results and always provided that copyright symbol appears together as follows below.

© DORNA WSBK ORGANIZATION Srl 2026

FICR PERUGIA TIMING

Motul Hungarian Round, 1-3 May 2026
Chronological Analysis Tissot Superpole

1° 75 A. ARENAS [1'42.050]								4° 43 S. JESPERSEN [1'42.359]							
Lap	Seg1	Seg2	Seg3	Seg4	Lap Time	km/h	Local Time	Lap	Seg1	Seg2	Seg3	Seg4	Lap Time	km/h	Local Time
		25.257	29.211	18.938			C			25.628	29.572	19.797			16:02'57.460
1	30.977	24.375	28.778	19.601	1'43.731	236,3	16:04'25.200	1	31.138	24.682	28.747	19.740	1'44.307	236,8	16:04'41.767
2	30.756	24.164	28.812	19.502	1'43.234	237,9	16:06'08.434	2	31.095	25.094	29.086	19.735	1'45.010C	236,8	16:06'26.777
3	30.688	24.973	38.924	19.762	1'54.347C	239,5	16:08'02.781	3	30.950	24.516	28.828	19.816	1'44.110C	236,3	16:08'10.887
4	30.534	24.021	28.695	19.331	1'42.581	239,5	16:09'45.362	4	30.969	24.444	28.695	19.633	1'43.741	238,4	16:09'54.628
5	30.614	24.062	28.504	19.362	1'42.542	238,9	16:11'27.904	5	33.613	25.124	29.726	33.946	2'02.409P	237,9	16:11'57.037
6	31.698	24.715	29.424	34.375	2'00.212P	242,2	16:13'28.116	6	4'29.617	25.283	29.313	19.835	5'44.048P		16:17'41.085
7	6'52.307	24.547	28.665	19.741	8'05.260P		16:21'33.376	7	31.016	24.394	28.613	19.601	1'43.624	236,3	16:19'24.709
8	30.692	24.207	28.432	19.455	1'42.786	238,9	16:23'16.162	8	30.919	24.297	28.683	19.713	1'43.612	236,8	16:21'08.321
9	34.895	24.483	29.010	19.527	1'47.915C	235,8	16:25'04.077	9	30.893	24.263	28.597	19.622	1'43.375	236,8	16:22'51.696
10	30.544	23.889	28.617	19.644	1'42.694C	239,5	16:26'46.771	10	30.789	24.335	28.463	19.505	1'43.092	236,3	16:24'34.788
11	35.007	24.898	28.777	34.322	2'03.004P	238,9	16:28'49.775	11	30.817	24.046	28.516	19.625	1'43.004	236,8	16:26'17.792
12	3'06.809	24.466	27.606	19.533	4'18.414CP		16:33'08.189	12	32.739	25.605	29.503	33.533	2'01.380CP	237,4	16:28'19.172
13	30.632	25.155	36.388	19.698	1'51.873	237,9	16:35'00.062	13	5'47.463	29.280	31.366	19.925	7'08.034CP		16:35'27.206
14	30.546	23.840	28.376	19.288	1'42.050	238,9	16:36'42.112	14	30.816	24.025	28.808	19.500	1'43.149	237,4	16:37'10.355
15	36.849	25.483	30.056	20.351	1'52.739	240,0	16:38'34.851	15	30.580	24.115	28.235	19.429	1'42.359	240,0	16:38'52.714
16	31.723	24.819	27.676	19.619	1'43.837C	237,4	16:40'18.688	16	30.792	24.034	28.688	19.369	1'42.883C	238,9	16:40'35.597

2° 61 C. ONCU [1'42.255]								5° 7 F. FARIOLI [1'42.557]							
Lap	Seg1	Seg2	Seg3	Seg4	Lap Time	km/h	Local Time	Lap	Seg1	Seg2	Seg3	Seg4	Lap Time	km/h	Local Time
		24.854	32.104	19.774			16:01'58.680			24.689	29.238	18.521			C
1	31.008	24.448	28.425	19.479	1'43.360	234,8	16:03'42.040	1	30.908	24.521	28.828	19.777	1'44.034	234,3	16:04'23.480
2	30.794	24.098	28.311	19.797	1'43.000	236,8	16:05'25.040	2	30.986	24.275	28.746	19.683	1'43.690	236,8	16:06'07.170
3	30.857	26.133	29.580	20.446	1'47.016C	234,3	16:07'12.056	3	30.857	25.465	38.370	19.223	1'53.915C	235,3	16:08'01.085
4	30.734	24.031	28.352	19.513	1'42.630	235,3	16:08'54.686	4	30.868	24.263	28.631	19.584	1'43.346	236,8	16:09'44.431
5	30.717	24.036	28.427	19.546	1'42.726	236,3	16:10'37.412	5	30.684	24.368	28.569	19.551	1'43.172	236,3	16:11'27.603
6	33.874	24.730	29.865	19.834	1'48.303	235,3	16:12'25.715	6	31.914	25.095	30.690	33.558	2'01.257P	236,8	16:13'28.860
7	30.815	24.190	28.529	19.694	1'43.228	236,3	16:14'08.943	7	5'42.261	24.325	28.812	20.982	6'56.380P		16:20'25.240
8	30.843	24.156	28.409	19.501	1'42.909	236,8	16:15'51.852	8	30.746	24.045	28.352	19.414	1'42.557	235,8	16:22'07.797
9	34.475	25.437	29.377	34.775	2'04.064P	236,3	16:17'55.916	9	31.493	24.475	32.830	20.868	1'49.666C	238,4	16:23'57.463
10	4'47.663	25.103	29.101	20.916	6'02.783P		16:23'58.699	10	30.819	24.184	27.591	33.869	1'56.463CP	237,4	16:25'53.926
11	30.688	24.024	28.275	19.576	1'42.563	238,9	16:25'41.262	11	6'43.794	27.077	31.474	19.687	8'02.032P		16:33'55.958
12	30.867	30.601	35.651	20.115	1'57.234C	236,8	16:27'38.496	12	33.141	25.407	40.733	20.258	1'59.539C	234,3	16:35'55.497
13	30.829	24.000	28.422	34.367	1'57.618P	239,5	16:29'36.114	13	38.068	24.567	30.164	20.331	1'53.130C	235,8	16:37'48.627
14	4'08.290	25.440	32.005	20.007	5'25.742CP		16:35'01.856	14	30.955	24.638	30.269	21.358	1'47.220C	240,0	16:39'35.847
15	30.635	23.948	28.327	19.345	1'42.255	237,4	16:36'44.111	15	30.711	24.053	28.658	19.809	1'43.231	238,9	16:41'19.078
16	30.726	23.856	28.440	19.659	1'42.681	241,1	16:38'26.792								
17	30.780	24.184	28.525	19.465	1'42.954	238,4	16:40'09.746								

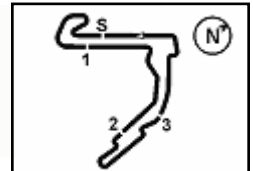
3° 11 M. FERRARI [1'42.354]								6° 53 V. DEBISE [1'42.568]							
Lap	Seg1	Seg2	Seg3	Seg4	Lap Time	km/h	Local Time	Lap	Seg1	Seg2	Seg3	Seg4	Lap Time	km/h	Local Time
		24.840	29.263	19.669			16:02'14.950			24.884	29.824	19.777			16:02'30.060
1	30.900	24.340	28.665	19.509	1'43.414	241,6	16:03'58.364	1	31.009	26.693	29.818	32.952	2'00.472P	238,9	16:04'30.532
2	30.689	24.421	28.680	35.413	1'59.203CP	243,2	16:05'57.567	2	6'52.217	24.662	29.006	19.905	8'05.790P		16:12'36.322
3	49.655	29.596	29.315	19.700	2'08.266P		16:08'05.833	3	30.666	24.281	28.828	19.686	1'43.461	238,9	16:14'19.783
4	30.639	24.093	28.513	19.455	1'42.700	242,7	16:09'48.533	4	30.791	24.106	28.892	19.670	1'43.459	239,5	16:16'03.242
5	30.521	23.998	28.613	19.429	1'42.561	242,7	16:11'31.094	5	30.885	24.360	28.676	19.786	1'43.707	240,0	16:17'46.949
6	30.574	24.030	28.463	33.058	1'56.125P	243,2	16:13'27.219	6	30.958	24.222	28.616	19.583	1'43.379	239,5	16:19'30.328
7	3'27.484	24.220	28.523	19.463	4'39.690P		16:18'06.909	7	30.871	24.226	28.519	19.529	1'43.145	240,0	16:21'13.473
8	30.568	23.911	28.495	19.380	1'42.354	241,1	16:19'49.263	8	30.724	24.110	28.508	19.501	1'42.843	239,5	16:22'56.316
9	30.474	23.935	28.548	19.607	1'42.564	242,2	16:21'31.827	9	30.698	24.173	28.408	32.581	1'55.860P	240,0	16:24'52.176
10	35.581	24.679	28.353	33.065	2'01.678CP	242,2	16:23'33.505	10	6'58.724	24.505	29.582	19.717	8'12.528P		16:33'04.704
11	5'43.550	24.226	28.610	19.527	6'55.913P		16:30'29.418	11	30.628	24.115	28.646	19.527	1'42.916	238,4	16:34'47.620
12	30.641	23.957	28.697	19.467	1'42.762	241,1	16:32'12.180	12	30.670	23.957	28.458	19.497	1'42.582	240,0	16:36'30.202
13	30.570	24.011	28.577	19.421	1'42.579	243,2	16:33'54.759	13	30.676	24.022	28.472	19.551	1'42.721	241,6	16:38'12.923
14	39.283	25.174	37.646	22.135	2'04.238C	242,2	16:35'58.997	14	30.641	23.820	28.582	19.525	1'42.568	242,7	16:39'55.491
15	35.538	24.516	33.480	21.103	1'54.637C	246,6	16:37'53.634	15	30.582	24.121	28.585	19.452	1'42.740	241,6	16:41'38.231
16	31.003	24.208	28.553	19.352	1'43.116	248,3	16:39'36.750								
17	31.107	23.966	28.515	19.394	1'42.982	246,0	16:41'19.732								

7° 37 R. GARCIA [1'42.601]							
Lap	Seg1	Seg2	Seg3	Seg4	Lap Time	km/h	Local Time
		24.670	31.294	19.745			16:01'59.198
1	31.073	24.443	28.635	19.442	1'43.593	245,5	16:03'42.791
2	30.869	24.132	28.517	19.816	1'43.334	236,8	16:05'26.125

01/05/2026 P = Pits In/Out - C = Lap Time Cancelled

These data/results cannot be reproduced, stored and/or transmitted in whole or in part by any manner of electronic, mechanical, photocopying, recording, broadcasting or otherwise now known or herein after developed without the previous express consent by the copyright owner, except for reproduction in daily press and regular printed publications on sale to the public within 60 days of the event related to those data/results and always provided that copyright symbol appears together as follows below.

© DORNA WSBK ORGANIZATION Srl 2026



Motul Hungarian Round, 1-3 May 2026
Chronological Analysis Tissot Superpole

3	30.833	24.889	29.006	19.608	1'44.336C	235,8	16:07'10.461	9	31.523	25.550	29.004	20.213	1'46.290	241,1	16:24'52.909
4	30.930	24.315	28.660	19.435	1'43.340	234,3	16:08'53.801	10	30.679	24.078	28.499	19.498	1'42.754	242,7	16:26'35.663
5	30.807	24.470	29.600	33.148	1'58.025CP	236,3	16:10'51.826	11	31.573	24.776	29.286	34.346	1'59.981P	243,8	16:28'35.644
6	6'28.941	25.462	29.921	19.906	7'44.230P		16:18'36.056	12	4'16.713	24.596	28.735	22.977	5'33.021CP		16:34'08.665
7	31.453	24.782	29.113	33.887	1'59.235CP	233,8	16:20'35.291	13	34.200	24.327	29.704	20.845	1'49.076C	238,4	16:35'57.741
8	6'34.439	24.411	29.263	19.464	7'47.577P		16:28'22.868	14	30.726	24.268	37.032	19.921	1'51.947	244,3	16:37'49.688
9	30.858	24.011	29.101	19.561	1'43.531	233,8	16:30'06.399	15	30.723	24.110	29.031	19.424	1'43.288	245,5	16:39'32.976
10	30.642	23.937	28.693	19.400	1'42.672	236,3	16:31'49.071	16	30.792	24.042	28.459	19.550	1'42.843	243,2	16:41'15.819
11	30.721	24.060	28.474	19.346	1'42.601	237,9	16:33'31.672								
12	31.885	26.823	31.376	19.644	1'49.728C	236,3	16:35'21.400								
13	30.785	23.939	28.602	19.458	1'42.784	237,4	16:37'04.184								
14	30.699	24.005	28.385	19.524	1'42.613	238,4	16:38'46.797								
15	30.714	24.044	28.339	19.541	1'42.638	237,4	16:40'29.435								

8° 52 J. ALCOBA [1'42.623]							
Lap	Seg1	Seg2	Seg3	Seg4	Lap Time	km/h	Local Time
		25.028	34.824	20.079			16:02'28.273
1	31.202	24.271	28.718	19.654	1'43.845	237,4	16:04'12.118
2	31.100	25.728	29.986	21.745	1'48.559C	240,5	16:06'00.677
3	30.815	25.202	36.740	20.069	1'52.826C	241,1	16:07'53.503
4	30.853	24.355	28.988	19.509	1'43.705	241,1	16:09'37.208
5	30.656	24.248	28.519	19.600	1'43.023	241,1	16:11'20.231
6	30.866	24.707	29.045	33.395	1'58.013CP	238,9	16:13'18.244
7	7'00.991	25.081	28.796	19.563	8'14.431P		16:21'32.675
8	32.062	24.455	28.803	19.659	1'44.979	240,0	16:23'17.654
9	30.924	24.230	28.651	19.641	1'43.446	241,6	16:25'01.100
10	32.444	24.317	28.668	32.563	1'57.992P	237,9	16:26'59.092
11	5'54.576	24.309	28.855	22.643	7'10.383P		16:34'09.475
12	30.887	24.120	33.183	22.116	1'50.306C	243,8	16:35'59.781
13	30.976	24.088	29.508	26.704	1'51.276	244,3	16:37'51.057
14	30.739	24.023	28.439	19.422	1'42.623	243,8	16:39'33.680
15	30.754	24.132	28.571	19.419	1'42.876	247,7	16:41'16.556

9° 64 F. CARICASULO [1'42.713]							
Lap	Seg1	Seg2	Seg3	Seg4	Lap Time	km/h	Local Time
		25.047	29.581	19.715			16:02'30.350
1	31.120	25.614	29.788	19.778	1'46.300	241,1	16:04'16.650
2	31.117	24.698	28.833	19.831	1'44.479	238,4	16:06'01.129
3	31.020	25.110	34.043	19.733	1'49.906C	241,1	16:07'51.035
4	30.957	24.532	28.802	19.724	1'44.015	241,6	16:09'35.050
5	31.206	24.787	34.730	35.640	2'06.363CP	240,0	16:11'41.413
6	8'57.152	25.309	39.524	20.704	10'22.689CP		16:22'04.102
7	31.149	24.428	28.655	19.618	1'43.850	234,8	16:23'47.952
8	30.886	24.634	28.587	19.659	1'43.766	238,4	16:25'31.718
9	38.165	25.707	34.204	20.129	1'58.205C	237,9	16:27'29.923
10	31.218	24.401	29.246	33.724	1'58.589P	236,3	16:29'28.512
11	4'07.645	24.584	28.593	19.869	5'20.691CP		16:34'49.203
12	30.861	24.187	28.276	19.389	1'42.713	239,5	16:36'31.916
13	30.780	24.197	28.373	19.400	1'42.750	242,7	16:38'14.666
14	30.936	24.001	28.634	19.552	1'43.123	240,5	16:39'57.789
15	56.814	46.908	29.961			240,5	

10° 65 P. OETTL [1'42.754]							
Lap	Seg1	Seg2	Seg3	Seg4	Lap Time	km/h	Local Time
		24.763	34.845	19.907			16:02'29.091
1	31.080	24.377	28.498	19.484	1'43.439	241,1	16:04'12.530
2	32.769	24.348	28.952	20.694	1'46.763	242,7	16:05'59.293
3	31.252	25.432	35.035	19.818	1'51.537C	240,5	16:07'50.830
4	30.868	24.511	28.826	19.735	1'43.940	241,6	16:09'34.770
5	34.290	26.619	28.768	19.643	1'49.320	241,1	16:11'24.090
6	30.854	24.542	28.609	33.313	1'57.318P	242,7	16:13'21.408
7	6'47.906	24.836	29.555	19.723	8'02.020P		16:21'23.428
8	30.831	24.275	28.512	19.573	1'43.191	239,5	16:23'06.619

11° 16 A. ZACCONE [1'42.757]							
Lap	Seg1	Seg2	Seg3	Seg4	Lap Time	km/h	Local Time
		25.765	29.517	19.436			16:02'43.539
1	31.113	24.446	28.412	19.754	1'43.725	238,4	16:04'27.264
2	31.515	24.505	28.970	19.729	1'44.719	240,0	16:06'11.983
3	30.826	24.287	36.361	19.927	1'51.401C	239,5	16:08'03.384
4	30.740	24.283	28.391	19.343	1'42.757	241,6	16:09'46.141
5	30.665	24.133	28.611	35.841	1'59.250CP	241,1	16:11'45.391
6	6'45.951	28.907	30.937	19.006	8'04.801CP		16:19'50.192
7	30.866	24.341	28.579	19.741	1'43.527	237,9	16:21'33.719
8	30.582	24.463	28.723	19.610	1'43.378	243,2	16:23'17.097
9	31.890	24.368	28.880	19.690	1'44.828	238,4	16:25'01.925
10	30.777	24.088	28.470	19.632	1'42.967	240,5	16:26'44.892
11	31.530	24.831	28.403	33.893	1'58.657CP	238,9	16:28'43.549
12	3'53.294	27.703	31.066	19.583	5'11.646P		16:33'55.195
13	35.021	27.262	39.111	22.355	2'03.749	240,5	16:35'58.944
14	31.036	24.529	32.096	20.394	1'48.055C	243,2	16:37'46.999
15	31.429	24.173	27.805	19.331	1'42.738C	242,2	16:39'29.737
16	30.660	24.033	28.631	19.535	1'42.859	241,1	16:41'12.596

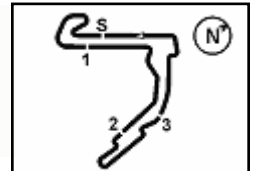
12° 70 J. WHATLEY [1'42.766]							
Lap	Seg1	Seg2	Seg3	Seg4	Lap Time	km/h	Local Time
		25.152	29.658	19.951			16:01'53.052
1	31.258	24.733	28.935	19.712	1'44.638	236,3	16:03'37.690
2	33.228	24.527	28.790	25.539	1'52.084C	237,9	16:05'29.774
3	31.097	24.486	28.850	19.714	1'44.147C	237,4	16:07'13.921
4	31.028	24.443	28.648	19.637	1'43.756	238,9	16:08'57.677
5	31.306	24.605	28.812	34.079	1'58.802P	239,5	16:10'56.479
6	3'16.255	24.524	29.373	19.761	4'29.913P		16:15'26.392
7	30.934	24.521	28.561	19.650	1'43.666	235,3	16:17'10.058
8	30.904	24.269	28.502	19.703	1'43.378	237,4	16:18'53.436
9	30.975	24.479	28.756	19.926	1'44.136	237,4	16:20'37.572
10	30.847	24.381	28.744	19.718	1'43.690	238,9	16:22'21.262
11	34.591	26.341	36.507	20.968	1'58.407C	238,9	16:24'19.669
12	31.071	24.765	28.982	34.056	1'58.874P	239,5	16:26'18.543
13	3'41.331	25.328	29.573	19.869	4'56.101P		16:31'14.644
14	30.781	24.178	28.511	19.530	1'43.000	237,9	16:32'57.644
15	30.661	28.014	35.424	18.747	1'52.846C	237,9	16:34'50.490
16	30.774	24.201	28.475	19.437	1'42.887	240,0	16:36'33.377
17	34.137	24.546	27.925	19.490	1'46.098C	243,2	16:38'19.475
18	30.721	24.270	28.332	19.443	1'42.766	243,2	16:40'02.241

13° 32 O. BAYLISS [1'43.035]							
Lap	Seg1	Seg2	Seg3	Seg4	Lap Time	km/h	Local Time
		26.566	29.051	20.236			16:01'53.920
1	31.164	24.406	28.978	19.680	1'44.228	238,9	16:03'38.148
2	31.167	24.546	28.831	1'00.125	2'24.669CP	238,9	16:06'02.817
3	8'42.707	28.032	30.859	33.236	10'14.834CP		16:16'17.651
4	4'07.329	25.289	29.099	20.351	5'22.068P		16:21'39.719
5	31.133	24.300	28.525	19.629	1'43.587	238,9	16:23'23.306
6	30.976	24.423	27.843	19.707	1'42.949C	238,4	16:25'06.255
7	30.926	24.254	28.431	19.661	1'43.272	239,5	16:26'49.527
8	32.039	24.601	29.260	35.256	2'01.156P	238,9	16:28'50.683
9	4'41.183	25.816	30.913	19.596	5'57.508P		16:34'48.191

01/05/2026 P = Pits In/Out - C = Lap Time Cancelled

These data/results cannot be reproduced, stored and/or transmitted in whole or in part by any manner of electronic, mechanical, photocopying, recording, broadcasting or otherwise now known or herein after developed without the previous express consent by the copyright owner, except for reproduction in daily press and regular printed publications on sale to the public within 60 days of the event related to those data/results and always provided that copyright symbol appears together as follows below.

© DORNA WSBK ORGANIZATION Srl 2026



Motul Hungarian Round, 1-3 May 2026
Chronological Analysis Tissot Superpole

3 / 5

10	30.840	24.203	28.501	19.491	1'43.035	240,0	16:36'31.226	7	5'58.854	24.670	28.846	19.839	7'12.209P	16:20'32.699	
11	31.907	24.261	28.612	19.594	1'44.374	243,2	16:38'15.600	8	30.977	24.424	28.658	19.661	1'43.720	234,8	16:22'16.419
12	30.789	24.143	28.573	19.667	1'43.172	243,8	16:39'58.772	9	31.071	24.284	28.560	19.678	1'43.593	236,8	16:24'00.012
13	30.708	24.198	33.622			241,6		10	30.789	24.229	28.527	19.612	1'43.157	238,9	16:25'43.169

10	30.789	24.229	28.527	19.612	1'43.157	238,9	16:25'43.169	11	30.772	25.822	32.393	23.799	1'52.786	240,0	16:27'35.955
11	30.772	25.822	32.393	23.799	1'52.786	240,0	16:27'35.955	12	31.391	24.639	29.976	34.686	2'00.692CP	240,5	16:29'36.647
12	31.391	24.639	29.976	34.686	2'00.692CP	240,5	16:29'36.647	13	3'51.373	25.840	27.881	19.642	5'04.736CP		16:34'41.383
13	3'51.373	25.840	27.881	19.642	5'04.736CP		16:34'41.383	14	31.074	24.415	28.636	19.628	1'43.753	235,3	16:36'25.136
14	31.074	24.415	28.636	19.628	1'43.753	235,3	16:36'25.136	15	31.330	24.444	32.325	20.474	1'48.573C	237,4	16:38'13.709
15	31.330	24.444	32.325	20.474	1'48.573C	237,4	16:38'13.709	16	30.891	24.184	28.766	19.598	1'43.439	241,1	16:39'57.148
16	30.891	24.184	28.766	19.598	1'43.439	241,1	16:39'57.148	17	30.923	24.244	28.570	19.514	1'43.251	238,9	16:41'40.399
17	30.923	24.244	28.570	19.514	1'43.251	238,9	16:41'40.399								

14° 57 A. MAHENDRA [1'43.055]							
Lap	Seg1	Seg2	Seg3	Seg4	Lap Time	km/h	Local Time
		25.934	29.520	20.405			16:02'47.193
1	31.093	25.010	28.803	19.549	1'44.455	237,4	16:04'31.648
2	30.776	24.238	28.772	19.551	1'43.337	237,4	16:06'14.985
3	30.917	24.048	30.168	19.623	1'44.756C	236,3	16:07'59.741
4	30.930	24.085	28.574	19.466	1'43.055	237,4	16:09'42.796
5	30.729	28.478	32.122	20.434	1'51.763C	236,8	16:11'34.559
6	30.986	24.339	28.747	19.624	1'43.696	237,9	16:13'18.255
7	30.721	24.242	29.229	19.523	1'43.715	236,8	16:15'01.970
8	30.876	24.287	28.801	19.521	1'43.485	236,3	16:16'45.455
9	33.036	24.597	29.320	35.186	2'02.139P	235,8	16:18'47.594
10	13'09.258	24.620	27.907	19.505	14'21.290CP		16:33'08.884
11	52.411	34.489	32.432	19.860	2'19.192C	236,8	16:35'28.076
12	31.024	24.172	34.679	35.738	2'05.613CP	238,4	16:37'33.689

18° 6 C. PEROLARI [1'43.287]								
Lap	Seg1	Seg2	Seg3	Seg4	Lap Time	km/h	Local Time	
			25.296	29.369	19.863		16:02'04.240	
1	31.429		24.637	29.001	20.382	1'45.449	238,4	16:03'49.689
2	31.105	24.598	29.052	20.646	1'45.401C	238,9	16:05'35.090	
3	31.082	25.748	40.101	20.493	1'57.424C	238,9	16:07'32.514	
4	31.092	24.536	29.241	19.677	1'44.546	238,4	16:09'17.060	
5	30.940	24.837	33.893	20.166	1'49.836C	238,9	16:11'06.896	
6	30.959	24.440	28.793	19.604	1'43.796	237,9	16:12'50.692	
7	32.806	26.167	30.580	37.582	2'07.135P	238,9	16:14'57.827	
8	5'25.469	24.709	34.435	19.712	6'44.325CP		16:21'42.152	
9	31.022	24.292	28.764	19.713	1'43.791	237,9	16:23'25.943	
10	30.971	24.294	28.883	19.623	1'43.771	238,9	16:25'09.714	
11	34.406	25.013	29.256	20.012	1'48.687C	237,9	16:26'58.401	
12	31.079	24.785	29.982	34.852	2'00.698P	238,9	16:28'59.099	
13	2'25.969	24.864	29.383	19.947	3'40.163P		16:32'39.262	
14	30.941	24.506	28.695	19.636	1'43.778	235,3	16:34'23.040	
15	30.830	24.121	28.723	19.613	1'43.287	237,4	16:36'06.327	
16	32.191	25.144	29.547	19.931	1'46.813C	240,0	16:37'53.140	
17	31.247	28.170	34.250			241,1		

15° 94 L. MAHIAS [1'43.106]							
Lap	Seg1	Seg2	Seg3	Seg4	Lap Time	km/h	Local Time
		24.991	29.771	20.582			16:02'46.321
1	31.471	25.810	29.603	19.768	1'46.652	236,3	16:04'32.973
2	30.863	24.527	28.562	19.670	1'43.622	237,9	16:06'16.595
3	32.002	27.918	30.071	19.799	1'49.790	237,4	16:08'06.385
4	30.791	24.106	28.726	19.579	1'43.202	239,5	16:09'49.587
5	30.804	24.121	28.665	19.516	1'43.106	238,9	16:11'32.693
6	34.191	25.250	30.899	36.027	2'06.367CP	237,9	16:13'39.060
7	10'52.536	25.027	28.347	20.062	12'05.972CP		16:25'45.032
8	31.015	26.497	35.653	21.258	1'54.423	233,3	16:27'39.455
9	30.877	23.864	28.649	19.882	1'43.272C	237,9	16:29'22.727
10	30.732	24.218	28.547	19.731	1'43.228	233,8	16:31'05.955
11	33.126	25.181	27.920	33.845	2'00.072CP	235,3	16:33'06.027
12	2'54.733	24.500	27.877	19.664	4'06.774CP		16:37'12.801
13	44.576	24.270	28.778	19.716	1'57.340	236,8	16:39'10.141
14	30.907	29.945	2'45.585			237,9	

19° 77 D. AEGERTER [1'43.337]							
Lap	Seg1	Seg2	Seg3	Seg4	Lap Time	km/h	Local Time
			25.614	30.037	20.051		16:02'01.737
1	31.491	24.935	29.563	19.873	1'45.862	240,0	16:03'47.599
2	31.467	24.615	29.263	20.243	1'45.588C	238,4	16:05'33.187
3	31.271	24.997	34.381	24.471	1'55.120C	237,9	16:07'28.307
4	31.199	24.428	29.163	19.727	1'44.517	240,5	16:09'12.824
5	30.943	24.677	29.668	21.025	1'46.313	242,2	16:10'59.137
6	30.855	24.455	29.099	20.085	1'44.494	241,6	16:12'43.631
7	30.986	24.306	29.259	33.805	1'58.356P	241,6	16:14'41.987
8	5'26.720	25.208	29.839	20.073	6'41.840P		16:21'23.827
9	31.070	24.266	29.125	19.714	1'44.175	241,1	16:23'08.002
10	30.821	24.357	28.932	19.597	1'43.707	241,1	16:24'51.709
11	30.845	24.226	28.840	19.625	1'43.536	240,5	16:26'35.245
12	30.936	24.260	28.978	34.606	1'58.780P	240,0	16:28'34.025
13	4'15.118	25.764	31.957	24.600	5'37.439CP		16:34'11.464
14	31.032	25.408	32.651	21.621	1'50.712	240,0	16:36'02.176
15	30.835	24.753	32.343	20.109	1'48.040C	244,3	16:37'50.216
16	30.855	24.063	28.931	19.488	1'43.337	244,9	16:39'33.553
17	30.756	24.546	28.892	19.695	1'43.889	243,8	16:41'17.442

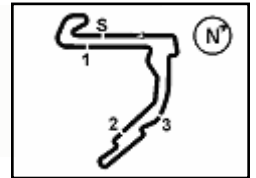
16° 40 M. CASADEI [1'43.138]							
Lap	Seg1	Seg2	Seg3	Seg4	Lap Time	km/h	Local Time
		25.438	34.454	20.206			16:02'27.246
1	31.321	24.675	28.927	19.748	1'44.671	237,4	16:04'11.917
2	31.152	24.525	28.827	23.392	1'47.896	237,4	16:05'59.813
3	31.156	27.469	34.178	19.951	1'52.754C	238,4	16:07'52.567
4	30.878	24.476	28.699	19.491	1'43.544	239,5	16:09'36.111
5	31.115	24.364	28.935	34.808	1'59.222P	240,5	16:11'35.333
6	7'00.014	27.132	29.741	20.797	8'17.684P		16:19'53.017
7	31.075	24.383	29.342	21.275	1'46.075	236,8	16:21'39.092
8	31.248	24.332	28.006	33.089	1'56.675CP	236,3	16:23'35.767
9	11'47.582	24.173	28.435	20.023	13'00.213CP		16:36'35.980
10	30.893	24.336	27.621	19.621	1'42.471C	240,0	16:38'18.451
11	30.661	24.236	28.709	19.532	1'43.138	241,1	16:40'01.589

20° 3 R. DE ROSA [1'43.337]							
Lap	Seg1	Seg2	Seg3	Seg4	Lap Time	km/h	Local Time
			26.037	31.321	20.437		16:02'09.644
1	31.647	24.902	29.353	19.944	1'45.846	233,8	16:03'55.490
2	31.373	24.645	29.047	20.853	1'45.918C	236,8	16:05'41.408
3	31.283	25.660	34.909	22.514	1'54.366C	235,3	16:07'35.774
4	31.257	24.539	28.779	19.694	1'44.269	239,5	16:09'20.043
5	35.371	26.534	31.221	40.202	2'13.328P	240,5	16:11'33.371
6	4'20.347	27.207	30.367	20.001	5'37.922P		16:17'11.293

17° 50 D. VOSTATEK [1'43.157]							
Lap	Seg1	Seg2	Seg3	Seg4	Lap Time	km/h	Local Time
		24.748	28.049	19.762	C		16:02'34.918
1	31.306	24.564	28.682	19.635	1'44.187	237,4	16:04'19.105
2	30.921	24.172	28.963	19.729	1'43.785	237,4	16:06'02.890
3	30.883	25.462	34.498	20.189	1'51.032C	238,9	16:07'53.922
4	30.888	24.369	28.748	19.556	1'43.561	241,6	16:09'37.483
5	30.991	24.369	28.856	19.644	1'43.860	243,8	16:11'21.343
6	32.014	24.889	28.245	33.999	1'59.147CP	240,5	16:13'20.490

01/05/2026 P = Pits In/Out - C = Lap Time Cancelled

These data/results cannot be reproduced, stored and/or transmitted in whole or in part by any manner of electronic, mechanical, photocopying, recording, broadcasting or otherwise now known or herein after developed without the previous express consent by



Motul Hungarian Round, 1-3 May 2026
Chronological Analysis Tissot Superspole

4 / 5

7	31.214	24.461	28.661	19.733	1'44.069	237,4	16:18'55.362
8	31.059	24.190	28.569	19.816	1'43.634	238,9	16:20'38.996
9	31.025	24.411	28.684	19.618	1'43.738	239,5	16:22'22.734
10	35.970	26.514	35.290	20.278	1'58.052C	240,0	16:24'20.786
11	31.052	24.272	28.940	19.745	1'44.009	238,9	16:26'04.795
12	32.489	25.140	30.866	38.034	2'06.529P	241,6	16:28'11.324
13	4'41.097	24.942	29.071	22.768	5'57.878P		16:34'09.202
14	31.547	24.265	31.507	22.058	1'49.377	238,9	16:35'58.579
15	30.919	24.264	32.064	25.626	1'52.873C	241,1	16:37'51.452
16	30.867	24.109	28.701	19.660	1'43.337	240,0	16:39'34.789
17	31.032	24.316	28.892	19.713	1'43.953	240,0	16:41'18.742

11	31.029	24.325	28.649	19.062	1'43.065C	242,7	16:25'11.216
12	30.903	24.396	28.677	21.182	1'45.158C	239,5	16:26'56.374
13	33.692	25.174	29.865	34.723	2'03.454CP	230,3	16:28'59.828
14	3'57.273						

21° 91 B. JIMENEZ [1'43.552]							
Lap	Seg1	Seg2	Seg3	Seg4	Lap Time	km/h	Local Time
1	31.233	25.903	28.981	19.960	C		16:02'15.951
2	30.843	24.729	28.794	19.813	1'44.940	240,5	16:04'00.891
3	30.818	25.481	28.706	19.794	1'44.072C	241,1	16:05'44.963
4	30.865	24.840	29.797	19.839	1'45.935C	241,6	16:07'30.898
5	32.386	27.030	28.657	19.718	1'44.080	241,1	16:09'14.978
6	5'40.802	25.194	29.830	33.396	2'02.642P	242,7	16:11'17.620
7	30.935	25.006	28.157	20.045	6'54.198CP		16:18'11.818
8	30.951	25.006	28.668	19.741	1'44.350	241,1	16:19'56.168
9	30.951	24.561	28.616	19.712	1'43.840	242,2	16:21'40.008
10	31.014	24.648	28.726	19.665	1'44.053	243,8	16:23'24.061
11	32.223	26.390	30.825	33.314	2'02.752CP	242,7	16:25'26.813
12	5'28.452	27.739	30.059	19.681	6'45.931P		16:32'12.744
13	30.857	24.825	28.751	19.586	1'44.019	241,1	16:33'56.763
14	37.589	25.498	38.156	22.079	2'03.322C	245,5	16:36'00.085
15	31.318	24.549	28.774	19.713	1'44.354	246,6	16:37'44.439
16	31.034	24.652	28.546	19.614	1'43.846	242,7	16:39'28.285
17	30.739	24.478	28.745	19.590	1'43.552	241,6	16:41'11.837

24° 20 X. CARDELUS [1'43.741]							
Lap	Seg1	Seg2	Seg3	Seg4	Lap Time	km/h	Local Time
1	31.120	25.800	29.560	20.126	C		16:02'00.174
2	31.640	24.356	28.659	19.669	1'43.804C	240,0	16:03'43.978
3	31.165	26.386	28.841	19.708	1'46.100C	235,3	16:07'14.661
4	31.188	24.282	28.970	19.713	1'44.153	235,8	16:08'58.814
5	31.549	24.955	28.656	34.122	1'59.282CP	236,3	16:10'58.096
6	6'17.253	25.266	31.304	20.049	7'33.872P		16:18'31.968
7	31.186	24.591	28.909	19.710	1'44.396	232,3	16:20'16.364
8	31.079	24.373	28.980	19.709	1'44.141	232,8	16:22'00.505
9	35.768	24.832	28.039	19.700	1'48.339C	234,3	16:23'48.844
10	31.075	24.363	28.777	19.526	1'43.741	236,3	16:25'32.585
11	33.340	24.619	28.206	33.389	1'59.554CP	236,8	16:27'32.139
12	7'03.032	25.631	34.310	21.493	8'24.466CP		16:35'56.605
13	31.344	32.216	33.404	39.307	2'16.271CP	236,8	16:38'12.876

25° 69 T. BOOTH-AMOS [1'43.776]							
Lap	Seg1	Seg2	Seg3	Seg4	Lap Time	km/h	Local Time
1	31.304	25.269	29.260	19.200	C		16:02'42.098
2	31.272	26.967	29.478	19.789	1'47.538C	241,6	16:04'29.636
3	31.312	28.362	29.194	19.762	1'48.590	242,7	16:06'18.226
4	31.312	26.707	29.619	21.451	1'49.089C	242,2	16:08'07.315
5	31.290	25.755	31.741	19.710	1'48.496C	242,7	16:09'55.811
6	31.491	24.619	33.473	19.874	1'49.457C	240,0	16:11'45.268
7	31.136	24.505	29.110	19.595	1'44.346	242,2	16:13'29.614
8	31.840	24.634	29.681	36.379	2'02.534P	243,2	16:15'32.148
9	7'08.837	24.895	30.526	19.678	8'23.936P		16:23'56.084
10	31.096	32.332	28.524	21.467	1'53.419C	241,1	16:25'49.503
11	30.986	27.669	29.589	19.640	1'47.884	243,8	16:27'37.387
12	30.939	24.470	30.968	20.128	1'46.505C	243,8	16:29'23.892
13	30.994	24.335	28.956	19.491	1'43.776	242,2	16:31'07.668
14	34.734	25.010	29.681	35.610	2'05.035CP	242,2	16:33'12.703
15	4'11.758	24.734	29.027	19.704	5'25.223CP		16:38'37.926
16	31.114	24.286	28.769	19.703	1'43.872	239,5	16:40'21.798

22° 10 L. TACCINI [1'43.578]							
Lap	Seg1	Seg2	Seg3	Seg4	Lap Time	km/h	Local Time
1	31.056	25.253	31.757	20.229	C		16:01'59.114
2	31.057	24.632	28.897	19.879	1'44.464	243,8	16:03'43.578
3	30.931	25.281	28.775	19.735	1'44.025C	243,8	16:05'27.603
4	30.872	24.495	28.250	20.231	1'44.693C	242,7	16:07'12.296
5	31.690	24.925	28.760	19.502	1'43.629	246,0	16:08'55.925
6	31.690	58.022	31.377	34.777	2'35.866CP	243,8	16:11'31.791
7	7'00.770	27.915	31.587	18.780	8'19.052CP		16:19'50.843
8	31.079	24.487	28.709	19.622	1'43.897	241,6	16:21'34.740
9	31.028	24.354	28.594	19.860	1'43.836	243,8	16:23'18.576
10	30.763	24.438	28.659	19.718	1'43.578	242,7	16:25'02.154
11	31.068	24.418	30.069	32.867	1'58.422CP	245,5	16:27'00.576
12	6'37.062	26.209	30.066	21.161	7'54.498P		16:34'55.074
13	31.195	25.856	31.224	19.396	1'47.671C	240,0	16:36'42.745
14	30.932	24.356	29.608	19.653	1'44.549C	244,3	16:38'27.294
15	31.049	24.409	28.906	19.716	1'44.080	243,2	16:40'11.374

26° 5 J. MASIA [1'43.790]							
Lap	Seg1	Seg2	Seg3	Seg4	Lap Time	km/h	Local Time
1	30.993	25.957	29.302	20.162	C		16:02'53.267
2	30.920	24.426	28.733	19.638	1'43.790	241,6	16:04'37.057
						241,6	

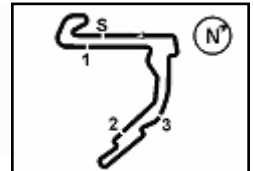
23° 24 M. RAMIREZ [1'43.596]							
Lap	Seg1	Seg2	Seg3	Seg4	Lap Time	km/h	Local Time
1	31.580	26.881	32.676	19.941			16:02'02.892
2	31.219	25.216	29.119	20.045	1'45.960	243,2	16:03'48.852
3	31.324	24.864	29.035	19.933	1'45.051C	243,8	16:05'33.903
4	31.324	29.978	29.617	19.857	1'50.776C	246,0	16:07'24.679
5	31.116	24.599	28.741	22.253	1'46.709C	238,9	16:09'11.388
6	31.315	24.584	28.882	19.840	1'44.621	238,9	16:10'56.009
7	31.171	24.628	28.776	19.729	1'44.304	240,5	16:12'40.313
8	37.981	25.856	29.275	35.179	2'08.291CP	240,0	16:14'48.604
9	3'58.002	25.185	28.789	19.818	5'11.794CP		16:20'00.398
10	31.125	24.664	28.827	19.541	1'44.157	237,9	16:21'44.555
11	30.852	24.455	28.667	19.622	1'43.596	241,6	16:23'28.151

27° 25 O. KONIG [1'44.082]							
Lap	Seg1	Seg2	Seg3	Seg4	Lap Time	km/h	Local Time
1	31.257	25.008	27.929	19.846	C		16:02'36.110
2	31.118	24.845	33.171	20.317	1'49.590C	236,3	16:04'25.700
3	31.029	24.873	28.906	19.771	1'44.579	238,9	16:07'57.095
4	31.110	24.678	28.822	19.776	1'44.386	237,4	16:09'41.481
5	31.284	24.796	28.686	19.837	1'44.603	237,4	16:11'26.084
6	34.449	26.845	29.736	34.123	2'05.153CP	237,9	16:13'31.237
7	5'48.490	24.894	28.493	19.878	7'01.755CP		16:20'32.992
8	31.082	24.660	28.723	19.617	1'44.082	236,8	16:22'17.074
9	31.078	24.602	28.894	19.630	1'44.204C	237,4	16:24'01.278
10	31.672	25.157	28.685	21.501	1'47.015C	237,4	16:25'48.293
11	31.097	24.585	30.844	20.611	1'47.137C	236,3	16:27'35.430
12	31.415	29.532	29.345	34.846	2'05.138P	238,4	16:29'40.568
13	4'53.405	26.150	37.908	22.340	6'19.803CP		16:36'00.371

01/05/2026 P = Pits In/Out - C = Lap Time Cancelled

These data/results cannot be reproduced, stored and/or transmitted in whole or in part by any manner of electronic, mechanical, photocopying, recording, broadcasting or otherwise now known or herein after developed without the previous express consent by the copyright owner, except for reproduction in daily press and regular printed publications on sale to the public within 60 days of the event related to those data/results and always provided that copyright symbol appears together as follows below.

© DORNA WSBK ORGANIZATION Srl 2026



Motul Hungarian Round, 1-3 May 2026
Chronological Analysis Tissot Superpole

5 / 5

14	31.416	24.493	28.762	19.792	1'44.463	240,0	16:37'44.834	15	32.279	27.392	32.334	19.812	1'51.817	238,9	16:39'05.769
15	32.778	32.081	28.785	19.677	1'53.321C	240,5	16:39'38.155	16	31.713	24.771	29.136	19.767	1'45.387	235,3	16:40'51.156
16	31.141	24.451	28.164	19.776	1'43.532C	238,9	16:41'21.687								

28° 31 Y. OKAMOTO [1'44.372]							
Lap	Seg.1	Seg.2	Seg.3	Seg.4	Lap Time	km/h	Local Time
		26.165	29.852	20.167			16:02'00.025
1	31.983	24.742	32.201	21.072	1'49.998C	237,9	16:03'50.023
2	31.536	24.561	29.051	20.456	1'45.604C	242,2	16:05'35.627
3	31.527	25.658	31.961	20.309	1'49.455C	242,2	16:07'25.082
4	31.372	24.537	29.214	20.524	1'45.647	238,4	16:09'10.729
5	32.276	24.662	29.144	19.945	1'46.027	236,3	16:10'56.756
6	31.399	24.647	29.161	19.886	1'45.093	237,4	16:12'41.849
7	31.354	24.487	30.835	20.010	1'46.686C	237,9	16:14'28.535
8	31.338	24.605	29.176	19.923	1'45.042	236,8	16:16'13.577
9	31.489	24.729	29.562	20.189	1'45.969	236,3	16:17'59.546
10	33.183	27.878	33.136	34.552	2'08.749P	234,8	16:20'08.295
11	7'11.645	25.476	30.414	20.778	8'28.313CP		16:28'36.608
12	31.255	24.378	28.926	19.813	1'44.372	234,8	16:30'20.980
13	31.246	24.209	33.118	21.749	1'50.322	236,8	16:32'11.302
14	33.054	24.720	29.710	20.058	1'47.542	237,9	16:33'58.844
15	32.261	25.369	30.483	19.973	1'48.086	237,4	16:35'46.930
16	31.339	24.542	29.689	19.982	1'45.552C	238,9	16:37'32.482
17	31.803	24.760	29.880	20.115	1'46.558	238,9	16:39'19.040
18	31.219	24.554	29.072	19.762	1'44.607	238,9	16:41'03.647

31° 54 R. ROSSI [1'44.836]							
Lap	Seg.1	Seg.2	Seg.3	Seg.4	Lap Time	km/h	Local Time
		25.974	30.214	20.194			C
1	31.670	25.176	29.134	20.057	1'46.037C	239,5	16:03'48.764
2	31.719	24.964	29.557	20.443	1'46.683C	239,5	16:05'35.447
3	32.146	25.644	39.296	20.811	1'57.897C	240,0	16:07'33.344
4	31.395	24.880	29.184	19.959	1'45.418	240,0	16:09'18.762
5	36.055	26.511	29.869	35.605	2'08.040CP	239,5	16:11'26.802
6	7'20.355	25.215	28.628	20.052	8'34.250CP		16:20'01.052
7	31.377	24.669	29.082	19.819	1'44.947	239,5	16:21'45.999
8	32.000	25.501	28.970	35.236	2'01.707CP	239,5	16:23'47.706
9	9'53.272	25.763	28.511	20.551	1'108.097CP		16:34'55.803
10	31.457	25.584	33.139	18.976	1'49.156C	239,5	16:36'44.959
11	31.530	24.768	27.759	18.849	1'42.906C	241,6	16:38'27.865
12	31.307	24.586	29.153	19.790	1'44.836	241,1	16:40'12.701

32° 22 A. CARRASCO [1'45.349]							
Lap	Seg.1	Seg.2	Seg.3	Seg.4	Lap Time	km/h	Local Time
		25.731	29.611	20.186			16:02'05.224
1	31.983	25.115	29.610	20.050	1'46.758	237,4	16:03'51.982
2	31.687	24.726	29.342	21.182	1'46.937C	235,8	16:05'38.919
3	31.591	26.350	29.434	20.175	1'47.550C	237,4	16:07'26.469
4	31.535	24.789	29.325	19.887	1'45.536	237,4	16:09'12.005
5	31.514	24.693	29.429	19.903	1'45.539	238,4	16:10'57.544
6	31.468	24.748	29.417	21.368	1'47.001C	238,9	16:12'44.545
7	32.209	25.142	30.396	34.417	2'02.164CP	237,9	16:14'46.709
8	6'45.537	26.861	32.664	20.660	8'05.722P		16:22'52.431
9	31.483	24.708	29.672	19.883	1'45.746	234,3	16:24'38.177
10	33.923	24.938	30.303	20.136	1'49.300	235,3	16:26'27.477
11	31.575	24.875	30.013	34.849	2'01.312P	234,8	16:28'28.789
12	1'56.776	25.907	36.015	22.188	3'20.886P		16:31'49.675
13	31.494	24.620	29.365	19.870	1'45.349	236,8	16:33'35.024
14	32.595	25.611	29.598	19.904	1'47.708C	235,3	16:35'22.732
15	31.583	24.710	36.294	19.889	1'52.476	235,8	16:37'15.208
16	31.686	26.305	33.443	20.065	1'51.499	240,0	16:39'06.707
17	31.614	24.692	29.402	19.880	1'45.588	236,8	16:40'52.295

29° 88 A. GIOMBINI [1'44.519]							
Lap	Seg.1	Seg.2	Seg.3	Seg.4	Lap Time	km/h	Local Time
		26.060	30.345	20.243			16:02'00.804
1	32.872	25.086	29.310	19.912	1'47.180	241,1	16:03'47.984
2	31.492	24.781	29.594	19.858	1'45.725C	239,5	16:05'33.709
3	31.427	25.128	29.528	19.966	1'46.049C	241,6	16:07'19.758
4	31.338	24.923	29.370	19.769	1'45.400	238,4	16:09'05.158
5	31.445	24.725	29.682	19.918	1'45.770	238,4	16:10'50.928
6	33.431	26.167	35.357	34.850	2'09.805CP	235,3	16:13'00.733
7	6'04.380	25.233	29.920	21.624	7'21.157P		16:20'21.890
8	31.301	24.860	29.038	19.857	1'45.056	236,3	16:22'06.946
9	31.203	24.624	29.252	19.737	1'44.816	240,0	16:23'51.762
10	31.113	24.529	28.920	19.957	1'44.519	240,5	16:25'36.281
11	32.224	28.212	30.325	34.506	2'05.267P	238,9	16:27'41.548
12	4'52.403	27.441	35.148	19.941	6'14.933P		16:33'56.481
13	31.468	27.134	40.569	20.657	1'59.828	239,5	16:35'56.309
14	31.465	24.738	32.424	20.701	1'49.328C	238,4	16:37'45.637
15	31.295	24.780	29.279	19.760	1'45.114	241,1	16:39'30.751
16	34.521	24.681	33.224	20.526	1'52.952C	240,5	16:41'23.703

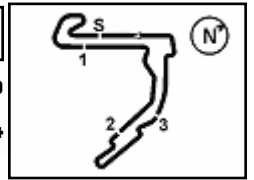
33° 73 J. CRETARD [1'46.655]							
Lap	Seg.1	Seg.2	Seg.3	Seg.4	Lap Time	km/h	Local Time
		26.098	31.079	20.510			16:02'09.925
1	31.824	25.482	29.620	20.135	1'47.061	236,3	16:03'56.986
2	31.507	25.062	29.540	20.280	1'46.389C	237,9	16:05'43.375
3	33.539	26.544	30.469	20.488	1'51.040C	239,5	16:07'34.415
4	31.806	27.615	30.286	34.588	2'04.295P	239,5	16:09'38.710
5	13'23.254	25.721	29.740	20.219	14'38.934P		16:24'17.644
6	31.814	25.163	29.520	20.158	1'46.655	234,8	16:26'04.299
7	31.684	25.343	32.233	20.612	1'49.872	237,4	16:27'54.171
8	31.900	25.212	29.914	35.063	2'02.089P	237,9	16:29'56.260
9	4'37.771	26.628	38.555	21.658	6'04.612P		16:36'00.872
10	31.836	25.206	29.626	20.125	1'46.793	240,0	16:37'47.665
11	31.705	24.884	35.442	19.970	1'52.001C	240,0	16:39'39.666
12	34.244	25.056	29.273	20.146	1'48.719C	241,1	16:41'28.385

30° 19 A. KOFLER [1'44.800]							
Lap	Seg.1	Seg.2	Seg.3	Seg.4	Lap Time	km/h	Local Time
		26.156	32.401	20.219			16:02'05.716
1	32.103	26.878	31.224	20.004	1'50.209C	236,8	16:03'55.925
2	31.490	25.197	29.097	20.167	1'45.951C	236,3	16:05'41.876
3	31.795	25.712	33.992	22.577	1'54.076C	235,3	16:07'35.952
4	31.572	25.154	29.014	19.951	1'45.691	240,0	16:09'21.643
5	33.936	26.606	31.122	36.645	2'08.309P	236,3	16:11'29.952
6	5'25.759	25.412	31.459	20.132	6'42.762CP		16:18'12.714
7	31.233	24.805	29.277	19.770	1'45.085	236,3	16:19'57.799
8	31.455	24.625	29.108	19.659	1'44.847	236,8	16:21'42.646
9	31.339	24.649	29.103	19.709	1'44.800	237,9	16:23'27.446
10	34.517	29.283	39.232	22.655	2'05.687	236,8	16:25'33.133
11	36.577	26.158	36.146	22.817	2'01.698C	237,9	16:27'34.831
12	33.533	27.578	30.687	34.712	2'06.510P	234,3	16:29'41.341
13	4'27.214	26.430	32.485	20.070	5'46.199CP		16:35'27.540
14	33.395	24.819	28.432	19.766	1'46.412C	238,4	16:37'13.952

01/05/2026 P = Pits In/Out - C = Lap Time Cancelled

These data/results cannot be reproduced, stored and/or transmitted in whole or in part by any manner of electronic, mechanical, photocopying, recording, broadcasting or otherwise now known or herein after developed without the previous express consent by the copyright owner, except for reproduction in daily press and regular printed publications on sale to the public within 60 days of the event related to those data/results and always provided that copyright symbol appears together as follows below.

© DORNA WSBK ORGANIZATION Srl 2026

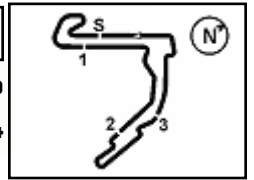

Motul Hungarian Round, 1-3 May 2026
Best Laps & Speeds

No.	Rider Bike	Nat	Best Lap		FP		SP												
			LL	SPD	LL	SPD	LL	SPD											
1	75 A. ARENAS Yamaha YZF-R9	ESP	1'42.050 33 242,2		1'43.618 17 241,1		1'42.050 16 242,2												
2	61 C. ONCU Yamaha YZF-R9	TUR	1'42.255 34 242,2		1'43.173 17 242,2		1'42.255 17 241,1												
3	11 M. FERRARI Ducati Panigale V2	ITA	1'42.354 33 248,3		1'43.021 16 244,9		1'42.354 17 248,3												
4	43 S. JESPERSEN Ducati Panigale V2	DEN	1'42.359 33 244,3		1'43.353 17 244,3		1'42.359 16 240,0												
5	7 F. FARIOLI Yamaha YZF-R9	ITA	1'42.557 31 240,0		1'43.311 16 238,9		1'42.557 15 240,0												
6	53 V. DEBISE ZKMOTO 820RR	FRA	1'42.568 31 243,8		1'43.760 16 243,8		1'42.568 15 242,7												
7	37 R. GARCIA Yamaha YZF-R9	ESP	1'42.601 31 245,5		1'43.443 16 241,6		1'42.601 15 245,5												
8	52 J. ALCOBA Kawasaki ZX-6R 636	ESP	1'42.623 32 247,7		1'43.327 17 245,5		1'42.623 15 247,7												
9	64 F. CARICASULO ZKMOTO 820RR	ITA	1'42.713 28 242,7		1'44.478 14 241,1		1'42.713 14 242,7												
10	65 P. OETTL Ducati Panigale V2	GER	1'42.754 32 245,5		1'43.839 16 243,2		1'42.754 16 245,5												
11	16 A. ZACCONE Ducati Panigale V2	ITA	1'42.757 32 243,2		1'43.345 16 242,2		1'42.757 16 243,2												
12	70 J. WHATLEY Ducati Panigale V2	GBR	1'42.766 37 243,2		1'43.621 19 241,1		1'42.766 18 243,2												
13	5 J. MASIA Ducati Panigale V2	ESP	1'42.965 16 241,6		1'42.965 15 241,1		1'43.790 1 241,6												
14	32 D. BAYLISS Triumph Street Triple 765 RS	AUS	1'43.035 29 243,8		1'44.107 17 241,1		1'43.035 12 243,8												
15	57 A. MAHENDRA Yamaha YZF-R9	INA	1'43.055 26 241,1		1'44.052 14 241,1		1'43.055 12 238,4												
16	94 L. MAHIAS Yamaha YZF-R9	FRA	1'43.106 28 239,5		1'43.960 15 237,9		1'43.106 13 239,5												
17	40 M. CASADEI Ducati Panigale V2	ITA	1'43.138 23 241,1		1'44.309 12 240,0		1'43.138 11 241,1												
18	50 D. VOSTATEK Triumph Street Triple 765 RS	CZE	1'43.157 33 243,8		1'44.058 16 241,6		1'43.157 17 243,8												
19	6 C. PEROLARI Honda CBR600RR	FRA	1'43.287 29 241,1		1'44.440 13 240,5		1'43.287 16 241,1												
20	3 R. DE ROSA QJMOTOR SRK 800 RS	ITA	1'43.337 32 241,6		1'44.304 15 240,5		1'43.337 17 241,6												
21	77 D. AEGERTER Kawasaki ZX-6R 636	SUI	1'43.337 34 244,9		1'45.705 17 242,2		1'43.337 17 244,9												
22	91 B. JIMENEZ Ducati Panigale V2	ESP	1'43.552 33 246,6		1'45.193 17 244,9		1'43.552 16 246,6												
23	10 L. TACCINI Ducati Panigale V2	ITA	1'43.578 28 246,0		1'44.716 14 244,9		1'43.578 14 246,0												
24	24 M. RAMIREZ QJMOTOR SRK 800 RS	ESP	1'43.596 30 246,0		1'44.188 17 242,2		1'43.596 13 246,0												
25	20 X. CARDELUS Yamaha YZF-R9	AND	1'43.741 28 240,0		1'45.236 15 238,9		1'43.741 13 240,0												

01/05/2026

These data/results cannot be reproduced, stored and/or transmitted in whole or in part by any manner of electronic, mechanical, photocopying, recording, broadcasting or otherwise now known or herein after developed without the previous express consent by the copyright owner, except for reproduction in daily press and regular printed publications on sale to the public within 60 days of the event related to those data/results and always provided that copyright symbol appears together as follows below.

© DORNA WSBK ORGANIZATION Srl 2026



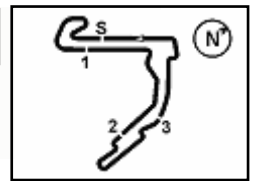
Motul Hungarian Round, 1-3 May 2026
Best Laps & Speeds

No.	Rider Bike	Nat	Best Lap		FP		SP								
			LL	SPD	LL	SPD	LL	SPD							
26	69 T. BOOTH-AMOS Triumph Street Triple 765 RS	GBR	1'43.776		1'44.316		1'43.776								
			31	243,8	16	242,7	15	243,8							
27	25 O. KONIG Triumph Street Triple 765 RS	CZE	1'44.082		1'44.723		1'44.082								
			30	241,6	14	241,6	16	240,5							
28	31 Y. OKAMOTO Yamaha YZF-R9	JPN	1'44.372		1'46.597		1'44.372								
			35	242,2	17	239,5	18	242,2							
29	88 A. GIOMBINI MV Agusta F3 800 RR	ITA	1'44.519		1'45.975		1'44.519								
			32	243,8	16	243,8	16	241,6							
30	19 A. KOFLER Yamaha YZF-R9	AUT	1'44.800		1'46.824		1'44.800								
			31	240,0	15	235,8	16	240,0							
31	54 R. ROSSI Ducati Panigale V2	ITA	1'44.836		1'46.028		1'44.836								
			28	241,6	16	240,0	12	241,6							
32	22 A. CARRASCO Honda CBR600RR	ESP	1'45.349		1'46.441		1'45.349								
			33	240,0	16	240,0	17	240,0							
33	73 J. CRETARO MV Agusta F3 800 RR	ITA	1'46.655		1'47.087		1'46.655								
			24	241,1	12	238,9	12	241,1							

01/05/2026

These data/results cannot be reproduced, stored and/or transmitted in whole or in part by any manner of electronic, mechanical, photocopying, recording, broadcasting or otherwise now known or herein after developed without the previous express consent by the copyright owner, except for reproduction in daily press and regular printed publications on sale to the public within 60 days of the event related to those data/results and always provided that copyright symbol appears together as follows below.

© DORNA WSBK ORGANIZATION Srl 2026



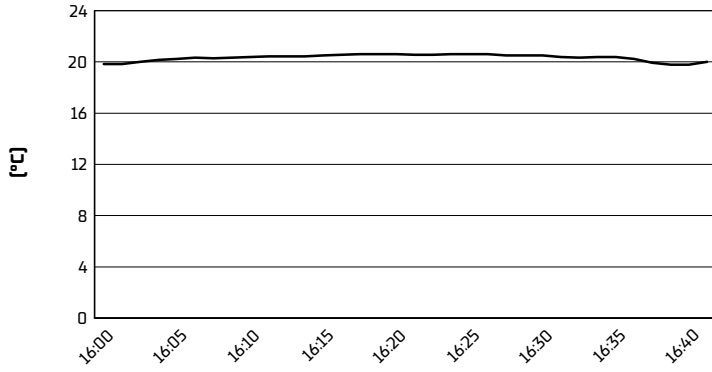
Balaton Park Circuit 4.075 m

Motul Hungarian Round, 1-3 May 2026

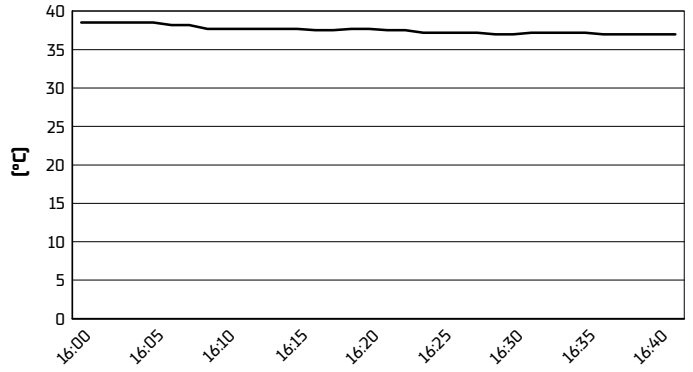
Weather Report Tissot Superpole

Session started 16:00 - Session ended 16:43


Air Temperature



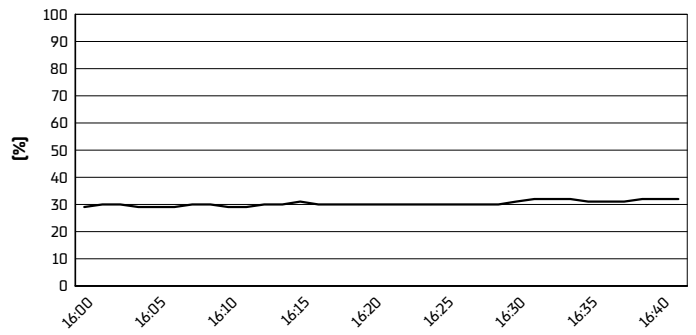
Track Temperature



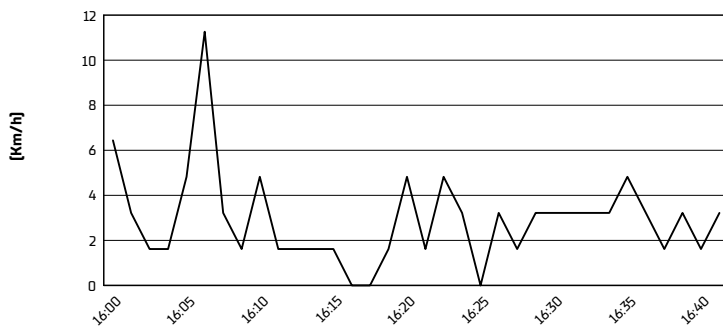
Air Pressure



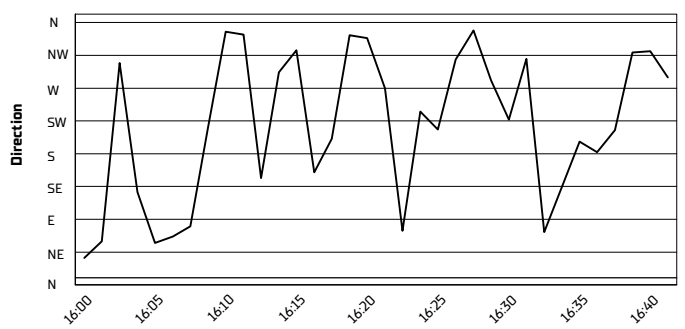
Humidity



Wind Speed



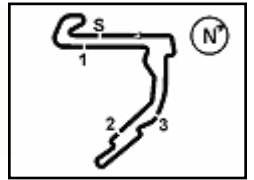
Wind Direction



01/05/2026

These data/results cannot be reproduced, stored and/or transmitted in whole or in part by any manner of electronic, mechanical, photocopying, recording, broadcasting or otherwise now known or herein after developed without the previous express consent by the copyright owner, except for reproduction in daily press and regular printed publications on sale to the public within 60 days of the event related to those data/results and always provided that copyright symbol appears together as follows below.

© DORNA WSBK ORGANIZATION Srl 2026



Motul Hungarian Round, 1-3 May 2026
Tissot Superpole Winners

Balaton Park Circuit 4.075 m

	2023	2024	2025	2026
01 Phillip Island	Manzi (Ita) Yam 1'32.814 (172,4 Km/h)	Huertas (Esp) Duc 1'31.407 (175,1 Km/h)	Bendsneyder (Ned) MvA 1'32.310 (173,4 Km/h)	Masia (Esp) Duc 1'32.115 (173,7 Km/h)
02 Portimao	Bulega (Ita) Duc 1'42.769 (160,9 Km/h)	Huertas (Esp) Duc 1'43.352 (160,0 Km/h)	Oncu (Tur) Yam 1'42.944 (160,6 Km/h)	Oncu (Tur) Yam 1'42.670 (161,0 Km/h)
03 Assen	Bulega (Ita) Duc 1'36.900 (168,7 Km/h)	Manzi (Ita) Yam 1'45.203 (155,4 Km/h)	Oncu (Tur) Yam 1'36.184 (170,0 Km/h)	Mahias (Fra) Yam 1'36.490 (169,5 Km/h)
04 Balaton			Bendsneyder (Ned) MvA 1'42.799 (142,7 Km/h)	Arenas (Esp) Yam 1'42.050 (143,8 Km/h)
05 Most	Bulega (Ita) Duc 1'34.479 (160,5 Km/h)	Montella (Ita) Duc 1'34.126 (161,1 Km/h)	Mahias (Fra) Yam 1'38.143 (154,5 Km/h)	
06 Aragon	Bulega (Ita) Duc 1'52.306 (162,7 Km/h)	Huertas (Esp) Duc 1'52.932 (161,8 Km/h)	Casadei (Ita) MvA 1'52.257 (162,8 Km/h)	
07 Misano	Bulega (Ita) Duc 1'36.495 (151,5 Km/h)	Montella (Ita) Duc 1'36.876 (150,9 Km/h)	Masia (Esp) Duc 1'37.119 (150,5 Km/h)	
08 Donington	Bulega (Ita) Duc 1'29.323 (162,0 Km/h)	Huertas (Esp) Duc 1'28.322 (163,9 Km/h)	Manzi (Ita) Yam 1'29.450 (161,8 Km/h)	
09 Magny-Cours	Bulega (Ita) Duc 1'40.074 (158,7 Km/h)	Huertas (Esp) Duc 1'39.705 (159,3 Km/h)	Oncu (Tur) Yam 1'39.442 (159,7 Km/h)	
10 Cremona		Huertas (Esp) Duc 1'31.478 (148,3 Km/h)	Caricasulo (Ita) MvA 1'31.728 (147,9 Km/h)	
11 Estoril		Montella (Ita) Duc 1'41.318 (148,6 Km/h)	Oncu (Tur) Yam 1'39.608 (151,1 Km/h)	
12 Jerez	Bulega (Ita) Duc 1'41.823 (156,4 Km/h)	Huertas (Esp) Duc 1'42.115 (155,9 Km/h)	Casadei (Ita) MvA 1'41.959 (156,2 Km/h)	

2026

- 1 C. Oncu
- 1 J. Masia
- 1 L. Mahias
- 1 A. Arenas

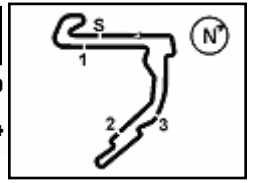
ALL TIMES

- | | | | |
|-------------------|-------------------|-------------------|-----------------------|
| 34 K. Sofuoglu | 5 C. Oncu | 2 J. Masia | 1 C. Perolari |
| 24 J. Cluzel | 5 C. Vermeulen | 2 M. Pirro | 1 P. Riba |
| 22 S. Charpentier | 4 R. Krummenacher | 2 L. Scassa | 1 S. Sanna |
| 17 B. Parkes | 4 R. Xaus | 2 K. Smith | 1 L. Stapleford |
| 15 K. Muggeridge | 3 S. Cortese | 2 J. Teuchert | 1 J. Van Den Goorberg |
| 14 F. Foret | 3 K. Curtain | 2 N. Tuuli | 1 J. Whitham |
| 14 S. Lowes | 3 J. Lascorz | 2 M. van der Mark | |
| 13 F. Caricasulo | 3 I. MacPherson | 1 A. Arenas | |
| 11 D. Aegerter | 3 S. Manzi | 1 L. Bernardi | |
| 10 N. Bulega | 3 Y. Montella | 1 K. Coghlan | |
| 10 C. Crutchlow | 3 A. Pitt | 1 C. Davies | |
| 10 L. Mahias | 3 D. Salom | 1 M. Fabrizio | |
| 8 A. Huertas | 2 L. Baldassarri | 1 T. Gradinger | |
| 7 A. Locatelli | 2 B. Bendsneyder | 1 C. Jones | |
| 6 S. Chambon | 2 P. Bontempi | 1 C. Kellner | |
| 6 E. Laverty | 2 M. Casadei | 1 F. Marino | |
| 5 P. Casoli | 2 M. Gonzalez | 1 M. Meregalli | |
| 5 K. Fujiwara | 2 V. Guareschi | 1 S. Morais | |
| 5 P. Jacobsen | 2 M. Lagrive | 1 P. Oettl | |

01/05/2026

These data/results cannot be reproduced, stored and/or transmitted in whole or in part by any manner of electronic, mechanical, photocopying, recording, broadcasting or otherwise now known or herein after developed without the previous express consent by the copyright owner, except for reproduction in daily press and regular printed publications on sale to the public within 60 days of the event related to those data/results and always provided that copyright symbol appears together as follows below.

© DORNA WSBK ORGANIZATION Srl 2026



Motul Hungarian Round, 1-3 May 2026
Tissot Superpole Award

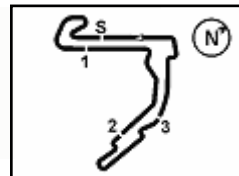
Balaton Park Circuit 4.075 m

	Points	Points From First	Points From Previous	February 22	March 29	April 19	May 3	May 17	May 31	June 14	July 12	September 6	September 27	October 11	October 18				
				PHILLIP ISLAND	PORTIMAO	ASSEN	BALATON	MOST	ARAGON	MISANO	DONINGTON	MACNY-COURS	CREMONA	ESTORIL	JEREZ				
1 ONCU Can (TUR)	32			6	12	5	9												
2 DEBISE Valentin (FRA)	29	3		7	9	9	4												
3 ARENAS Albert (ESP)	28	4	1	3	6	7	12												
4 MAHIAS Lucas (FRA)	19	13	9		7	12													
5 MASIA Jaume (ESP)	17	15	2	12	4	1													
6 BOOTH-AMOS Tom (GBR)	11	21	6	5		6													
7 OETTL Philipp (GER)	11	21	0	4	5	2													
8 BAYLISS Oli (AUS)	9	23	2	9															
9 FERRARI Matteo (ITA)	9	23	0	2			7												
10 JESPERSEN Simon (DEN)	6	26	3				6												
11 FARIOLI Filippo (ITA)	5	27	1				5												
12 GARCIA Roberto (ESP)	5	27	0		2		3												
13 ZACCONE Alessandro (ITA)	4	28	1			4													
14 CASADEI Mattia (ITA)	3	29	1			3													
15 PEROLARI Corentin (FRA)	3	29	0		3														
16 ALCOBA Jeremy (ESP)	2	30	1				2												
17 CARICASULO Federico (ITA)	2	30	0		1		1												
18 VOSTATEK Ondrej (CZE)	1	31	1	1															

01/05/2026 Odd points columns: Tissot Superpole Even points columns: Tissot Superpole Race

These data/results cannot be reproduced, stored and/or transmitted in whole or in part by any manner of electronic, mechanical, photocopying, recording, broadcasting or otherwise now known or herein after developed without the previous express consent by the copyright owner, except for reproduction in daily press and regular printed publications on sale to the public within 60 days of the event related to those data/results and always provided that copyright symbol appears together as follows below.

© DORNA WSBK ORGANIZATION Srl 2026



Motul Hungarian Round, 1-3 May 2026
Provisional Starting Grid - Race 1 (18 Laps x 4,075 km = 73,350 km)

1	1	75 ARENAS A. Yamaha 1'42.050	2	61 ONCU C. Yamaha 1'42.255	3	11 FERRARI M. Ducati 1'42.354
2	4	43 JESPERSEN S. Ducati 1'42.359	5	7 FARIOLI F. Yamaha 1'42.557	6	53 DEBISE V. ZXMOTO 1'42.568
3	7	37 GARCIA R. Yamaha 1'42.601	8	52 ALCOBA J. Kawasaki 1'42.623	9	64 CARICASULO F. ZXMOTO 1'42.713
4	10	65 DETTL P. Ducati 1'42.754	11	16 ZACCONE A. Ducati 1'42.757	12	70 WHATLEY J. Ducati 1'42.766
5	13	32 BAYLISS O. Triumph 1'43.035	14	57 MAHENDRA A. Yamaha 1'43.055	15	94 MAHIAS L. Yamaha 1'43.106
6	16	40 CASADEI M. Ducati 1'43.138	17	50 VOSTATEK O. Triumph 1'43.157	18	6 PEROLARI C. Honda 1'43.287
7	19	77 AEGERTER D. Kawasaki 1'43.337	20	3 DE ROSA R. QJMOTOR 1'43.337	21	91 JIMENEZ B. Ducati 1'43.552
8	22	10 TACCINI L. Ducati 1'43.578	23	24 RAMIREZ M. QJMOTOR 1'43.596	24	20 CARDELUS X. Yamaha 1'43.741
9	25	69 BOOTH-AMOS T. Triumph 1'43.776	26	5 MASIA J. Ducati 1'43.790	27	25 KONIG O. Triumph 1'44.082
10	28	31 OKAMOTO Y. Yamaha 1'44.372	29	88 GIOMBINI A. MV Agusta 1'44.519	30	19 KOFLER A. Yamaha 1'44.800
11	31	54 ROSSI R. Ducati 1'44.836	32	22 CARRASCO A. Honda 1'45.349	33	73 CRETARO J. MV Agusta 1'46.655